


# General Catalogue ○

intercoms  
videophones  
access control

2014/2015 ○



**VIDEX®**  
TECHNOLOGY FOR THE FUTURE





# General Catalogue

intercoms  
videophones  
access control

*2014/2015*



# Index



## **3000 Series** **8**

3000 Series Intercoms **10**

3000 Series Videophones **16**



## **3600 Series** **22**



## **5000 Series** **26**

5000 Series Intercoms **28**

5000 Series Video monitors **32**



## **6000 Series** **38**

6000 Series 2.4" Videophones **40**

6200 Series 3.5" Videophones **41**

6300 Series Hands Free Video monitors **42**



## **Kristallo Series** **44**

Kristallo Series Intercoms **46**

Kristallo Series 3.5" Videophones **50**

Kristallo Series 7" Video monitors **54**



## **8000 Series Modular Panels** **56**



## **4000 Series Modular Panels** **65**

Standard Range Modules **68**

GSM Range Modules **76**

IP Range Modules **78**

Vandal Resistant Range Modules **80**



## **Digital Systems** **88**

VX2200 **89**

VX2300 **96**



## **Telephone Systems** **101**



## **Access Control** **104**



## **Accessories** **123**

## Our Staff



**Mrs. LINDA LAPPA**  
Financial Director  
[linda@videx.it](mailto:linda@videx.it)



**Mr. ROSSANO MARCANTONI**  
Managing Director  
[rossano@videx.it](mailto:rossano@videx.it)



**Mr. ELIZIO GALLUCCI**  
Purchase & Quality Control Manager  
[elizio@videx.it](mailto:elizio@videx.it)



**Mr. GIORGIO CORRADINI**  
R&D Dept Director  
[giorgio@videx.it](mailto:giorgio@videx.it)



**Mr. FABIANO LIBERATI**  
Design Engineer  
[fabiano@videx.it](mailto:fabiano@videx.it)



**Mr. MARCO ALICI**  
Meccanical Design Engineer  
[marco.a@videx.it](mailto:marco.a@videx.it)



**Mr. SIMONE BAGLIONI**  
Electronic Design Engineer  
[simone@videx.it](mailto:simone@videx.it)



**Mr. ANTONIO CITTADINI**  
Production Planner  
[antonio@videx.it](mailto:antonio@videx.it)



**Mrs. MANUELA MORINI**  
Trading Office  
[manuela.m@videx.it](mailto:manuela.m@videx.it)



**Mrs. STEFANIA CESETTI**  
Assistant Manager - Export Dept.  
[stefania@videx.it](mailto:stefania@videx.it)



**Mrs. LEONELLA CATALINI**  
Chief Accounting Dept  
[leonella@videx.it](mailto:leonella@videx.it)



**Mr. MARCO RONGONI**  
Product Manager  
[marco@videx.it](mailto:marco@videx.it)



**Miss. PAMELA PINI**  
Assistant Manager - Export Dept.  
[pamela@videx.it](mailto:pamela@videx.it)



**VIDEX UK**  
**JOHN RICKARD**  
Managing Director



**VIDEX HELLAS**  
**DIMITRIS BAKOUSSIS**  
Managing Director

## Our Company

Incorporated in 1986 and having just celebrated its 25th anniversary, the company goes from strength to strength and has become a market leader in the design and manufacture of audio and video entry systems along with access control systems.

Videx owes its success to its continual design and development programme, which enables it to offer one of the widest ranges of audio and video door entry products. Along with quality and service the products carry the "Made in Italy" label, ensuring this quality remains one of the highest in the industry.

The company today exports approx 95% of its production to more than 45 countries all over the world, offering solutions for small, medium and large installations, ranging from a single occupant house or apartment through to large developments for up to 1000 apartments.

This catalogue shows the wide range of systems on offer and gives an in depth description in each case. A number of product styles will be introduced (Known as Series), which are available across the system range.

Only the highest quality components are used in the manufacture of Videx products. colour monitors use a 3.5" or 7" LCD TFT screen with QVGA 320x240 resolution or 800x480 resolution, while cameras use the latest CCD technology with a resolution of between 380-420 lines. colour cameras now all have automatic Day/Night control with built in infra-red illumination, which offers the best colour image in normal lighting conditions, while reverting to black and white image when in poor lighting conditions. Cameras are also now available with a wide (170 degree) angle lens when required.

Videx's environmental policy is continually being reviewed. To this end they have completed an installation of not one but two photo-voltaic solar energy harvesting systems on the roof of their factory capable of producing 200kW. This energy is enough to run the production facility with energy to spare.







## Intercoms & videophones

The **3000 Series** intercoms and videophones are the result of specific research and development into new designs and materials. One of the main new features is a 3 level volume control for the electronic call tone. The 3000 intercoms and videophones series are compatible with the old 900 Series and the new 3600, 5000 and 6000 Series and can be installed on the same system (except the VX2200 digital systems where 900 Series products cannot be installed with products from other series); the only difference between the 3000 and 900 Series is that the 3000 Series "call" is electronic as opposed to an AC buzzer on the 900 Series. The 3000 Series intercoms and videophones are available with additional services including:

- Privacy of call;
- Privacy of speech;
- Door open signalling.

The **"Privacy of call"** is a service that allows the user to enable or disable incoming calls. The service can be timed or untimed:

- Timed privacy will automatically switch off after the programmed time elapses;
- Untimed privacy must be switched on and off by the user.

The **"Privacy of speech"** disables the telephone when not in use. With this service the user has two advantages:

- The user has a private conversation with the door;
- The lock can only be released by the user who is talking to the door.

On the digital systems VX2000, VX2200 and VX2300 the privacy of speech is standard on all intercom and videophone units.

The **"Door open signalling"** is a service that will give the user a visual indication of whether the door is open or closed:

- LED ON door open;
- LED OFF door closed.

To use this service, an additional wire is required from a door contact to the intercom.

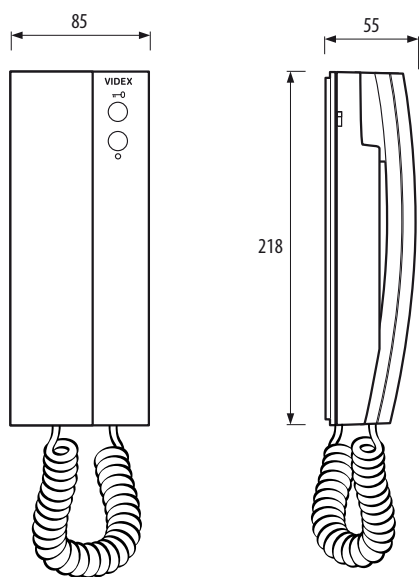




# 3000 Series

## Intercoms

The 3000 Series intercoms are manufactured in white ABS shockproof plastic. All intercoms in this series, have a minimum of a "door open" button and a "service" button (except the Smart line Intercoms which can have a "door open" button or both "door open" and "service" button). For compatibility with older systems, Videx have made several models with AC Buzzer (12Vac) in addition to the standard electronic call tone.



*3000 Series intercom  
Surface mount only*



## Art. INTERCOMS FOR STANDARD 4+1 SYSTEMS

**3101** Intercom with electronic call tone (3 level volume) and 12Vac buzzer, "door open" and "service" push buttons.

**3102** As Art. 3101 plus privacy ON-OFF switch (Mute call).

**3111** Intercom with electronic call tone (3 level volume), "door open" and "service" push buttons.

**3112** As Art. 3111 plus privacy ON-OFF switch.

**3113** As Art. 3112 plus "PRIVACY ON" LED.

**3114** As Art. 3113 plus "DOOR OPEN" LED.

**3117** Intercom with electronic call tone (3 level volume), door open button and 4 service buttons connected to common terminal. It has a local call tone input too, for use in intercommunicating systems.

## Art. WITH PRIVACY OF SPEECH

**3121** Intercom with electronic call tone (3 level volume), "door open" and "service" push buttons, incorporating privacy of speech and lock opening.

**3123** As Art. 3121 plus privacy ON-OFF switch (mute call) & "PRIVACY ON" LED.

**3124** As Art. 3123 plus "DOOR OPEN" LED.

**3125** Intercom with electronic call tone (3 level volume), "door open" push button, electronic privacy ON-OFF switch, "PRIVACY ON" LED and "DOOR OPEN" LED.

**3126** As Art. 3125 but with timed "Privacy".

## Art. INTERCOMS FOR STANDARD 1+1 SYSTEMS

**3131** Intercom with electronic call tone (3 level volume), "door open" and "service" push buttons.

**3141** As Art. 3131 but incorporating privacy of speech and lock opening.



# 3000 Series

## Intercoms



Art. 3114  
Art. 3124  
Art. 3181



Art. 3125  
Art. 3126  
Art. 3176  
Art. 3195  
Art. 3196



Art. 3117

### Art. INTERCOMS FOR TWO WIRE KIT

**3151** Intercom with electronic call tone (3 level volume), "door open" and "service" push buttons.

### Art. INTERCOMS FOR VX2000 DIGITAL SYSTEM

**3191** Intelligent Intercom with electronic call tone (3 level volume), "door open" and "service" push buttons with built-in landing unit.

**3197** As Art. 3191 plus local intercommunication facility.

**3195** Intercom with electronic call tone (3 level volume), "door open" push button, "Privacy ON-OFF" push button, "DOOR OPEN" and "PRIVACY ON" LED's.

**3196** As Art. 3195 but with timed privacy.

### Art. INTERCOMS FOR VX2200 DIGITAL SYSTEM

**3161B** Low cost intelligent intercom with electronic call tone (3 level volume), "door open" and "service" push buttons. It has a reduced number of features than the 3171B (see VX2200 section). Local bell input (requires an additional wire).

**3162B** As Art. 3161B plus privacy "ON-OFF" switch.

**3171B** Intelligent Intercom with electronic call tone (3 level volume), "door open" and "service" push buttons.

**3172** As Art. 3171B plus "privacy ON-OFF" switch.

**3176** Intelligent Intercom with electronic call tone (3 level volume), "door open" push button, "timed privacy ON-OFF" push button, "door open" LED and "privacy on" LED. Programmable melody and number of rings.

### Art. INTERCOMS FOR VX2300 DIGITAL SYSTEM

**3181** Intelligent Intercom with "door open/intercommunicating call" push button (key), BUS relay (Art. 2305) activation button (dot), "privacy on-off" switch "door open" and "privacy on" LED's plus call tone volume control (3 levels). Programmable privacy duration and intercommunication mode.

**3183** Intelligent intercom with "door open/intercommunicating call" push button (key), BUS relay (Art. 2305) activation button (dot), plus call tone volume control (3 levels). Programmable intercommunication mode.



Art. 3038

## Art. ACCESSORY 3000 SERIES INTERCOMS

- 3038** Table top desk kit for 3000 Series intercoms (except Smart line).  
Dimensions: 197 X 79 X 77 mm.

## Art. UNIVERSAL INTERCOMS

- PH410** Universal intercom for "4+1" systems with "door open" button and dry contacts "service" button. It may be set to work in systems with electronic call tone or systems with buzzer call and has the trimmers to adjust the volume of speech lines.
- PH411** Universal intercom for "4+1" systems (polarity independent) or "1+1" systems with "door open" and dry contacts "service" button. It may be set to work in systems with electronic call tone or systems with buzzer call, has speech lines volume adjustment trimmers and the electronic call tone has 3 adjustable volume levels. In addition this intercom has the local bell input, a call activated dry contact relay and the privacy switch to enable the privacy service (call locked).

## 3000 Series Smart range Intercoms



Art. 3002  
Art. 3012  
Art. 3022



Art. 3001  
Art. 3011  
Art. 3021

### **Art. SMART LINE**

**3001** Intercom with buzzer call, electronic call tone (3 level volume) plus "door open" push button.

**3011** As Art. 3001 with electronic call tone only (3 level volume).

**3021** As Art. 3001 but with AC buzzer call only.

**3002** Intercom with buzzer call, electronic call tone (3 level volume) plus "door open" and "service" push buttons.

**3012** As Art. 3002 with electronic call tone only (3 level volume).

**3022** As Art. 3002 but with AC buzzer call only.

*NOTE:  
Wall mount only*





## 3000 Series Videophones

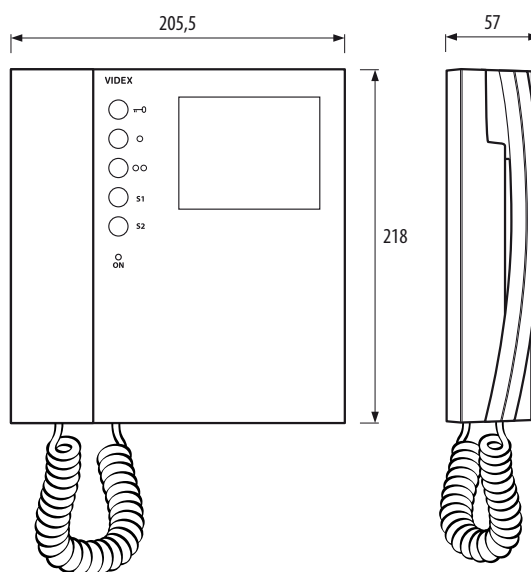


The **3000 Series** videophones are manufactured in white ABS shockproof plastic. All videophones include 5 push buttons:

- "Door Open" - 0;
- "Camera Recall" - ● (or "service" push button depending on videophone model);
- "service" push button - ● ●;
- "service" push button - S1;
- "service" push button - S2;
- (or "privacy on-off" push button depending on videophone model - ✕).

Certain models allow the service buttons to be configured as "camera recall" push buttons (so you can have more than one "camera recall" push button on systems with more than one video outdoor station) or as standard "service" push buttons connected to a common terminal. 3000 Series videophones have a 3.5" LCD TFT colour monitor.

All the models (except Art. 3481) are available with Memory Board option.



3000 Series videophone  
Surface mount only



Art. 3411  
Art. 3412  
Art. 3431  
Art. 3451  
Art. 3471



Art. 3476  
Art. 3456  
Art. 3481



**Optional Memory Board**

## **Art. VIDEOPHONES FOR COAX VIDEO TRADITIONAL SYSTEMS**

- 3411** Videophone with 3.5" LCD TFT colour monitor, with "door open" and "camera recall" push buttons plus 3 service buttons and an "ON" LED. Controls: 3 levels of call tone volume (both main and local), contrast and brightness. Service push buttons ● ●, S1, S2 may be configured as "camera recall" push buttons.

## **Art. VIDEOPHONES FOR TRADITIONAL SYSTEMS USING COAX OR BALANCED VIDEO SIGNAL (NOT "4+1")**

- 3412** Videophone with 3.5" LCD TFT colour monitor, with "door open" and "camera recall" push buttons plus 3 service buttons and an "ON" LED. Controls: 3 levels of call tone volume (both main and local), contrast and brightness. Service push buttons ● ●, S1, S2 may be configured as "camera recall" push buttons. The videophone can be set up to use coax or balanced video signal.

## **Art. VIDEOPHONES FOR VIDEO 4+1 SYSTEMS (SIMPLIFIED WIRING)**

- 3431** Videophone using 3.5" LCD TFT colour monitor, with "door open" and "camera recall" push buttons plus 3 service buttons and an "ON" LED. Controls: 3 levels of call tone volume (both main and local), contrast and brightness. Service push buttons ● ●, S1, S2 may be configured as "camera recall".

## **Art. ADDITIONAL VIDEOPHONES FOR VK6N & SMVK**

- 3451** Videophone using 3.5" LCD TFT colour monitor, with "door open" and "camera recall" push buttons plus 3 service buttons and an "ON" LED. Controls: 3 levels of call tone volume (both main and local), contrast and brightness.

## **Art. VIDEOPHONES FOR VIDEX "6 WIRE" VIDEOKITS (CVK4K, CVR4KV AND CVK8K RANGE)**

- 3456** Videophone using 3.5" LCD TFT colour monitor, with "door open", "camera recall" and "privacy on-off" button plus two service push buttons, "door open" and "privacy on" LED's. The "door open" operates as the intercommunicating call button. Controls: 3 levels of call tone volume (both main and local), contrast and brightness.

**Art.    *VIDEOPHONES FOR DIGITAL SYSTEMS WITH COAX AND NON COAX VIDEO***

***VX2000 DIGITAL SYSTEM ("6 WIRE" BUS VIDEO)***

- 3497** Intelligent videophone, for coax video systems, with built-in landing unit and local intercommunication facility, using a 3.5" LCD TFT colour monitor, with "door open" push button plus 4 service buttons and an "ON" LED. Controls: 3 levels of call tone volume (both main and local), contrast and brightness.

***VX2200 DIGITAL SYSTEM***

- 3471** Videophone, for coax and non coax video systems, using a 3.5" LCD TFT colour monitor, with "door open" and "camera recall" push buttons plus 3 service buttons and an "ON" LED. Programmable melody and number of rings. Controls: 3 levels of call tone volume (both main and local), contrast and brightness.

- 3476** As Art. 3471 but with 2 service push buttons plus electronic "ON-OFF" timed privacy push button, "DOOR OPEN" and "PRIVACY ON" LED's.

***VX2300 VIDEO DIGITAL SYSTEM ("2 WIRE" BUS VIDEO)***

- 3481** Intelligent videophone using a 3.5" LCD TFT colour monitor, with "door open/intercommunicating call", "camera recall", "bus relay control" and "privacy on-off" push buttons plus 1 service button (dry contact) and "door open" plus "privacy on" LED's. Programmable privacy duration. Controls: 3 levels of call tone volume (both main and local), contrast and brightness.



Art. 3931



Art. 3980

## Art. ACCESSORY 3000 SERIES Videophones

**3931** Table top desk kit for 3000 Series videophones.  
Dimensions: 182 X 76 X 190 mm.

**3980** Wall mounting plate plus pcb connection board for 3000 Series videophones.  
One required for each videophone.

### VIDEOPHONE WITH MEMORY BOARD

Videx is always looking to enhance the security level of its systems. For this reason Videx have added optional video memory functions to its already extensive range of videophones. Videophones with memory board facility can store up to 128 video frames with relevant date and time stamp. The storage can be triggered automatically or manually: when in automatic mode (activated by pressing the relevant push button and indicated by a LED) the videophone stores a still frame on each external call (this enables the user, whilst away from home, to have a record of the visitors who have called all with a date and time stamp).

For manual storage the videophone stores a still frame by pressing the relevant push button. In addition to the normal 5 push buttons, these videophones include a further 6 small push buttons for controlling the memory board. They enable: viewing of stored images; deleting stored images or to alter memory board date and time. When the 127 memory locations are full, the next frame will shift the stored frames of one position toward the bottom of the memory deleting the frame in position 1 and will over write the frame in position 127 (First-In-First-Out).

To order colour videophones with memory board facility (for those models where it is available), suffix "/MV" to the product code.

The memory board facility is not available on Art. 3481.





## 3000 Series Videophones



*Art. 33xx/CA  
Art. 34xx/CA  
Art. 35xx/CA*



*Art. 33xx/CR  
Art. 34xx/CR  
Art. 35xx/CR*

### 3000 SERIES VIDEOPHONE FINISHES

In addition to standard white finish, 3000 Series Videophones are available in two additional finishes:

- Carbon Fibre Effect (add to the product code "/CA" when ordering).
- Silver Painting (add to the product code "/CR" when ordering).



**3600**  
SERIES  
VIDEOPHONE



# 3600 Series

## Videophones

### 3600 SERIES LOW COST HIGH SPEC COLOUR VIDEOPHONE

Based on the popular 3000 Series of videophones the 3600 videophone is both elegant and robust, manufactured in white impact resistant ABS plastic and incorporating the latest technology and voice switching techniques these models allow the user greater choice for their chosen settings and operation compared to the previous 3000 Series.

Models are available in two lines: the "Standard" and the "High End".

The "Standard" line shares many features with the 3000 Series colour videophones having similar or improved functionality but with the benefit of reducing the prices in line with the 3000 Series black & white videophones.

The "High End" line offers the same functions as the "Standard" line but with the addition of hands free speech (push to talk 'simplex' function also available) and OSD (On Screen Display) which offers greater functionality and flexibility to the user through on screen information, programming menu's and adjustment menu's.

The 3600 Series Videophones use a high quality 3.5" colour LCD TFT display (including OSD in the "High End" range) and house 3 large buttons on the front to manage the system operation, depending on the model these buttons are also used for programming and adjustments. Each button has an associated LED (Additional connections may be required).

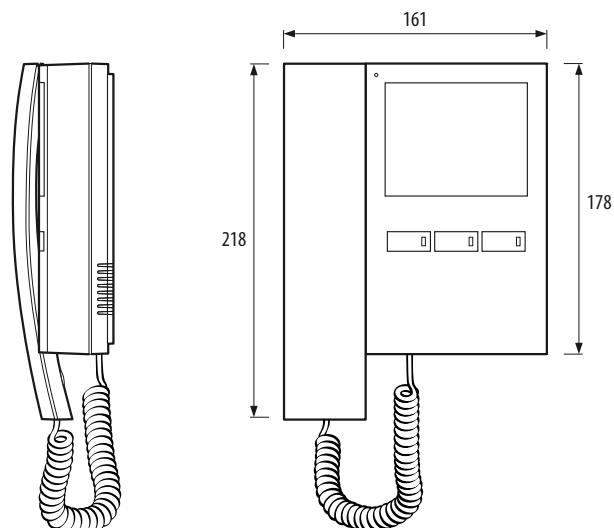
Also standard to the 3600 videophone is a local door bell input.

Programming and adjustment options can include (depending on the model): privacy time, call melody, number of rings, call tone volume, speech volume, picture brightness, contrast and hue.

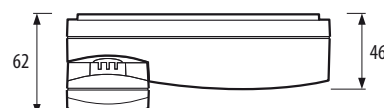
All 3600 Series videophones require a wall mounting connection plate Art. 5980 (sold separately).

Ideal for first fixing installations the wall plate includes all terminations. The videophone then simply plugs onto the plate and clips into position.

With the exception of the VX2300 and video kit models, all 3600 Series videophones will accept both composite video signals (coax cable) and balanced video signal (2 wire twisted pair).



3600 Series videophone  
Surface mount only







### Art. **VIDEOPHONES FOR TRADITIONAL VIDEO DOOR ENTRY SYSTEMS USING COAX OR BALANCED VIDEO**

**3612** Videophone using 3.5" full colour active matrix LCD OSD monitor for traditional video door entry systems using either composite (coax cable) or balanced (twisted pair) video signal. Including 3 buttons ("Door Open", "Camera Recall" & "Service") plus 3 LED's for visual indication of all functions. Controls for call tone volume (3 position: Privacy/mute call, medium and high), picture brightness and hue. Also includes a local bell function. The Art. 3612 is surface mount and requires the Art. 5980 (connection board plus wall mounting plate). It can be used as an alternative to the Art. 3411, 3412, 3618, 5418, SL5418N and 5412.

**3618** "High End" Videophone (with hands free facility) using 3.5" full colour active matrix LCD monitor for traditional video door entry systems using either composite (coax cable) or balanced (twisted pair) video signal. Including 3 buttons ("door open", "answer/camera recall/push to talk" & "privacy/call reject/service") plus 3 LED's\* for visual indication of all functions. Adjustments & programmable options (through OSD menu): loudspeaker volume, call tone volume, picture contrast, brightness and hue, privacy duration, call tone melody, number of rings, door open time and video mode. Also includes a local door bell function. The Art. 3618 is surface mount and requires the Art. 5980 connection board and wall mounting plate. It can be used as an alternative to the Art. 3411, 3412, 3612, 5418, SL5418N and 5412. Please note: this model requires an additional wire for 12Vdc supply and cannot be connected in parallel with the other 3000 Series models mentioned above within the same apartment.

### Art. **VIDEOPHONES FOR "4+1" VIDEO DOOR ENTRY SYSTEM (NO COAX)**

**3631** 3.5" LCD TFT colour monitor, with "auto-recall", "door open" and "service/auto-recall" buttons (the "service/auto-recall" button can be set either a "service" or "auto-recall" button). 3 LED's\* indicating: star-up (dot button), door open (key button and it requires a specific connection), privacy (two dots key and it requires a specific connection). Adjustments: melody volume (2 levels plus privacy position), hue and brightness.

### Art. **VIDEOPHONES FOR VIDEX "6 WIRE" VIDEOKITS (CVK4K, CVR4KV AND CVK8K RANGE)**

- 3656** Videophone using 3.5" full colour active matrix LCD monitor for videokits mentioned above. Including 3 buttons "door-open/intercommunication", "camera-recall" and "privacy/service" plus 3 LED's\* for visual indication of all functions. Controls for call tone volume with 3 position slide switch (low, medium and high), picture brightness and hue. Programmable options: privacy duration and number of rings. Also includes a local bell function. The Art. 3656 is surface mount and requires the Art. 5980 connection board and wall mounting plate.

### Art. **VIDEOPHONES FOR VX2200 DIGITAL SYSTEMS ("6 WIRE VIDEO BUS")**

- 3676** Videophone using 3.5" full colour active matrix LCD monitor for VX2200 digital video door entry systems using composite (coax cable) or balanced (twisted pair) video signal. Including 3 buttons "camera recall", "door-open/concierge-call", "privacy/service" plus 3 LED's\* for visual indication of all functions. Adjustments & programmable options: call tone volume on 3 levels (low, medium, high), picture brightness and hue, call tone melody, number of rings, video mode, privacy duration and address. Also includes a local bell function and extension sounder output. The Art. 3676 is surface mount and requires the Art. 5980 connection board and wall mounting plate. Except for the service button, all other connections are the same as the Art. 5478 or SL5478N 5000 Series videophones but doesn't require a permanent 12V.
- 3678** "High End" Videophone (with hands free facility) using 3.5" full colour active matrix LCD OSD monitor for VX2200 digital video door entry systems using composite (coax cable) or balanced (twisted pair) video signal. Including 3 buttons "door-open/concierge-call", "answer/camera recall/push to talk", "privacy/call reject/service" plus 3 LED's\* for visual indication of all functions. Adjustments & programmable options (through OSD menu): loudspeaker volume, call tone volume, picture contrast, brightness and hue, privacy duration, call tone melody, number of rings. Address and video mode are programmable through 2 dip-switch banks. Also includes a local bell function. The Art. 3678 is surface mount and requires the Art. 5980 connection board and wall mounting plate. Except for the service button, all other connections are the same as the Art. 5478 or SL5478N 5000 Series videophones.

### Art. **VIDEOPHONES FOR VX2300 DIGITAL SYSTEMS ("2 WIRE VIDEO") AND "2 WIRE" VIDEOKITS**

- 3686** Videophone using 3.5" full colour active matrix LCD monitor for VX2300. Including 3 buttons "camera recall", "door-open/intercommunicating call", "privacy/service" plus 3 LED's\* for visual indication of all functions. Adjustments & programmable options: call tone volume on 3 levels (low, medium, high), picture brightness and hue, call tone melody, number of rings, privacy duration and address. Also includes a local bell function. The Art. 3686 is surface mount and requires the Art. 5980 connection board and wall mounting plate.

*\* The operation of some LED's and the functions described may require additional cabling*

### Art. **ACCESSORY 3600 SERIES VIDEOPHONE**

- 36931** Table desktop kit for 3600 Series videophones complete with mounting plate and pcb connection board, cable and wall socket. It's made in 3 mm brushed stainless steel. Dimensions: 116 X 215 X 149 mm.
- 5980** Mounting plate and pcb connection board for surface 5000 Series Eclipse video monitors (standard range) and 3600 Series. One required to fix a surface eclipse to the wall and make connections.



Art. 36931

Art. 5980

*eclipse*





# 5000 Series Eclipse range

## Hands Free Intercoms & Video Monitors

The **5000 Series** range of hands free (simplex or voice switched depending upon model) audio and video monitors can be identified by their slim and compact design, allowing the 5000 Series units to be used in areas where space is limited.

The hands free voice switching technology delivers excellent audio quality and efficient noise cancellation (larsen effect). The choice of manufacturing technology has resulted in the slim and compact design.

The Eclipse range has "answer/recall", "door open" and "privacy on-off" (which are user programmable) buttons common to all products (except Art. 5112 where the privacy service is activated by a switch), service push buttons will vary from model to model (audio intercom or video monitor) but will have a minimum of one. LED's are also provided to give visual indication of functions and system operation.

All Eclipse audio and video units are supplied surface mounting as standard. A flush mounting kit is also available for the Eclipse video monitor.

The installation of the surface or flush audio or video monitors is carried out by attaching the flat ribbon cable on the front panel to the pcb connector board which is housed in the wall fixing plate (the wall fixing plate is the intercom/videophone back cover) once all cables have been terminated into the pcb connector board the ribbon cable can be connected and the front plate can then be securely clipped onto the wall fixing plate.

The Eclipse video monitor is only available with a colour 3.5" active matrix LCD display. Standard controls include call tone volume (some versions include a choice of call tone melody), speech loudspeaker volume and image brightness and hue controls.

In addition to the standard polar white finish, the Eclipse range of audio and video monitors in surface, flush and including optional handset kits are available in two additional colours.

- Carbon Fibre effect (add "/CA" to the product code when ordering).
- Silver (add "/CR" to the product code when ordering).

VIDEX has further expanded the 5000 Series eclipse range to include intercoms and videophones for "4+1" audio door entry systems or traditional video door entry systems using composite video signal (coax cable) or balanced (twisted pair) and for VX2200 ("2 Wire BUS" audio, "6 Wire Bus" video) and VX2300 ("2 Wire BUS" video) digital systems.

For harsher environmental applications, to complete the range, Videx have introduced a Vandal Resistant hands free video monitor (Art. VR5478) and a Vandal Resistant hands free intercom (Art. VR5178) both for use on the popular VX2200 digital system. These units are manufactured with brushed 2.5mm stainless steel face plate and are designed for flush mounting only.

The functions and controls as indicated above may vary and will depend on the system used.





# 5000 Series Eclipse range


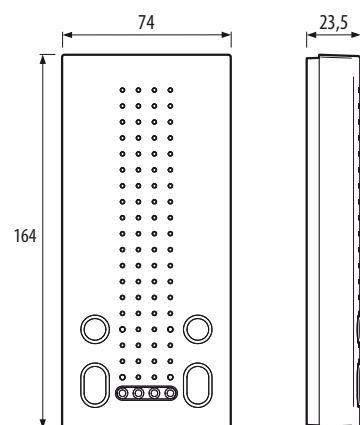
## Hands Free Intercoms

Intercoms in the 5000 Series audio Eclipse range are identified by the compact design and "hands free" function which can be user selected between simplex or voice switched.

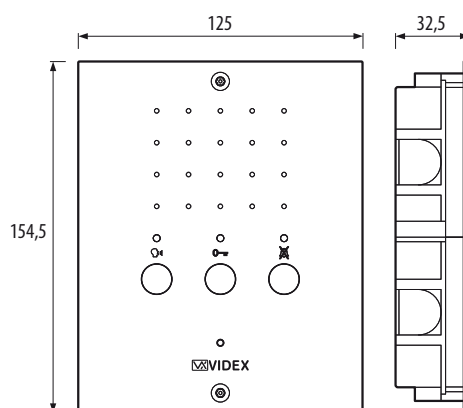
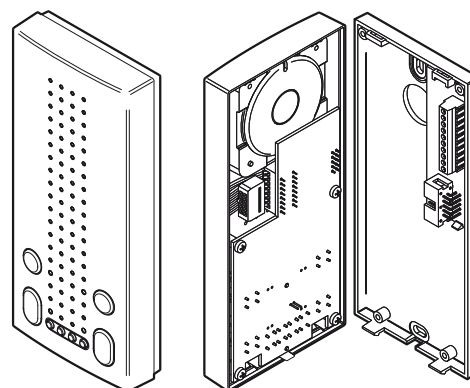
All intercoms in the 5000 Series Eclipse range have 4 (3 in the vandal resistant version) function buttons, these include "answer", "door open" and "service" which are common to all models while the fourth button's operation will vary from model to model.

The "privacy" (no calls) and call tone volume controls are standard to all versions. Selected versions also incorporate loudspeaker volume control.

For harsher environmental applications Videx have introduced a "vandal resistant" model Art. VR5178 for use on the popular VX2200 digital system.



*Hands free intercom  
Surface mount only*




*Vandal resistant line  
hands free intercom  
Flush mount only*



Art. 5118N  
Art. 5178N  
Art. 5188N



Art. 5112



Art. VR5178

## Vandal Resistant line

### Art. HANDS FREE INTERCOMS FOR "4+1" AUDIO DOOR ENTRY SYSTEMS

- 5112** Simplex intercom with buttons to control "answer" (press to talk/release to listen), "door open" and 2 service buttons. 3 LED's to confirm the talk/listen status, the open/close door status and the on/off status of the privacy (no calls). A 3 position call tone volume switch which when in the left position will enable the privacy function (no calls), in the centre position low volume and in the right position high volume.
- 5118N** Voice switched hands free intercom with buttons to control "answer/end conversation", "door open", "privacy on/off" and "service" button. In addition there are 4 LED's to indicate the status of "answer/end conversation", "door open/closed", "privacy on/off" and auxiliary "service" status. Call tone and loud-speaker volume controls are also incorporated on this model.

### Art. HANDS FREE INTERCOMS FOR VX2200 DIGITAL SYSTEM

- 5178N** Voice switched hands free intercom with buttons to control "answer/end conversation/recall/simplex conversation", "door open", "privacy on/off" (programmable duration) and "service" button. In addition there are 4 LED's\* to indicate the status of "answer/end conversation", "door open/closed", "privacy on/off" and auxiliary "service" status. Call tone and loudspeaker volume controls, through assigned buttons, are also incorporated on this model. It is possible to program the melody (9 available), the number of rings (max 9) and the privacy service duration (max 20 hours). Surface wall mount installation.
- VR5178** Same features of Art. 5178 but vandal resistant version: the "service" button that is missing, is replaced by the "privacy" button that works also as a "service" button. Adjustments and programmable functions are the same but are carried out in a different way. This version is available flush mount only and included a 2.5mm brushed stainless steel face plate and flush box with security screws (no mounting plate required).

### Art. HANDS FREE INTERCOMS FOR VX2300 DIGITAL SYSTEM

- 5188N** Voice switched hands free intercom with buttons to control "answer/end conversation/recall/simplex conversation", "door open/intercommunicating call", "privacy on/off" (programmable duration) and "BUS relay control" (Art. 2305) button. In addition there are 4 LED's\* to indicate the status of "answer/end conversation", "door open/closed", "privacy on/off" and programming status. Call tone and loudspeaker volume controls, through assigned buttons, are also incorporated on this model. In addition to programming required from the VX2300 digital system (address, extension address and intercommunication mode) it is possible to program the melody, the number of rings and the privacy service duration. Surface wall mount installation.

\* The operation of some LED's and the functions described may require additional cabling

# 5000 Series Eclipse range

## Hands Free Intercoms

### 5000 SERIES HANDS FREE INTERCOMS FINISHES

In addition to standard white finish, Eclipse line intercoms are available in 2 additional finishes:

- Carbon Fibre effect (add to the product code "/CA" when ordering).
- Silver Painting (add to the product code "/CR" when ordering).



Art. 5118/CA  
Art. 5178/CA  
Art. 5188/CA



Art. 5118/CR  
Art. 5178/CR  
Art. 5188/CR

### Art. ACCESSORY 5000 SERIES HANDS FREE INTERCOMS

**5138** Table desktop kit for 5000 Series surface mounting intercom complete with cable. It's made in 3 mm brushed stainless steel. Dimensions: 116 X 169 X 120 mm.

**VRA983** Dry line wall flush mounting box for 5000 Series vandal resistant hands free video monitor Art.VR5178.



Art. 5138



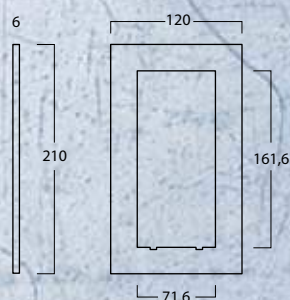
Art. VRA983

**STAINLESS STEEL**

### DECORATIVE WALL PLATES

Decorative wall plates for 5000 Series ECLIPSE line hands free intercoms.

Available in two finishes: grey CR044G and white CR044W. The decorative wall plates do not require any fixing screws as the body of the intercom will secure the decorative plate when it is secured to its wall bracket/mounting plate.



Art. CR044G



Art. CR044W





# 5000 Series Eclipse range

## Hands Free Video Monitors

Video monitors from the 5000 Series Eclipse range can be identified by the new compact design, high quality 3.5" TFT LCD colour display and "hands free" speech (Half duplex or simplex depending on the model). All video monitors (with the exception of the Art.SL5488N) will operate using coax or balanced (twisted pair) video signals.

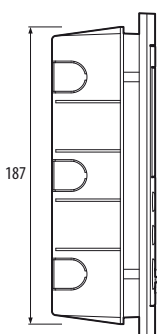
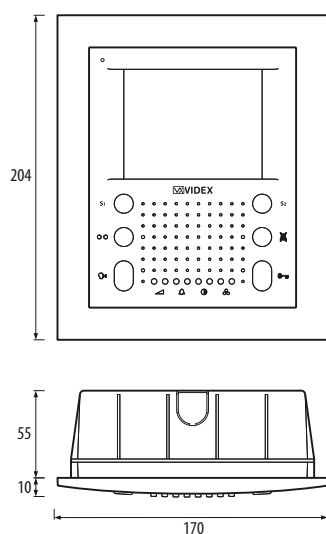
All models in the 5000 Series Eclipse range have 6 function buttons and 8 control buttons; "door open", "answer/recall" and "privacy" buttons are common in all models, the remaining buttons will vary depending on the model. Among the 8 control buttons 4 are reserved to adjust picture "brightness" and "hue", the other 4 are used to adjust "loudspeaker volume" "call tone volume" and to select the melody and adjust the melody volume depending on the model.

All Eclipse models are supplied as surface mounting only, but flush mounting kits are available. In order to install these units it is necessary to first fix the base of the video monitor containing the connection PCB on the wall, make all necessary connections then connect the flat cable which connects the video monitor to the connection PCB, replace the cover hooking it onto the upper part and fix in place using the supplied screw.

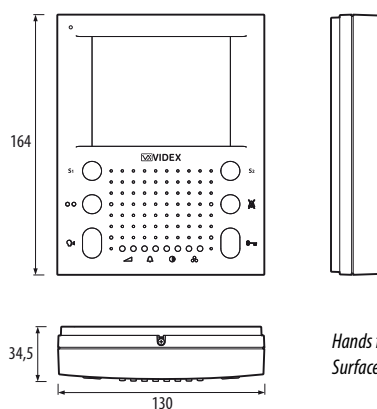
The Eclipse range also includes a VANDAL RESISTANT LINE.

The vandal resistant Eclipse is available for the VX2200 digital system only (Art.VR5478). The design differs in appearance to that of the standard Eclipse having a 2.5mm thick stainless steel fascia and is flush mount only.

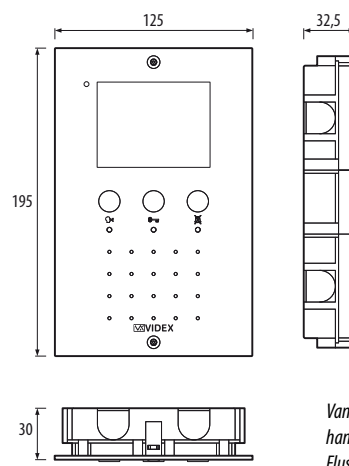
With the exception of the SL5488N and VR5478, all other models from the 5000 Series can be ordered with memory board facility to allow the storing and playing back of still images captured with a time and date stamp of the call.



*Hands free video monitor  
Flush mount*



*Hands free video monitor  
Surface mount*



*Vandal resistant line  
hands free video monitor  
Flush mount only*



Art. SL5418N+5981N  
Art. SL5478N+5981N  
Art. SL5488N+5981N



Art. SL5418N  
Art. SL5478N  
Art. SL5488N

## Slim line

### Art. VIDEO MONITORS FOR TRADITIONAL VIDEO DOOR ENTRY SYSTEMS USING COAX OR BALANCED VIDEO SIGNAL

**SL5418N** Hands free video monitor using 3.5" full colour active matrix LCD monitor, with "door open", "answer/camera recall", "privacy on/off" buttons all with LED\* indication and 3 additional service buttons. Controls: loudspeaker volume, call tone volume, picture brightness and hue. Programmable number of rings, privacy duration, door opening time and video mode. Input for electronic call tone and active low input for local bell. Also available in a version with memory board. To order suffix "/MV" to the product code.

### Art. HANDS FREE VIDEO MONITORS FOR VX2200 DIGITAL SYSTEM USING COAX OR BALANCED VIDEO SIGNAL

**SL5478N** Hands free video monitor using 3.5" full colour active matrix LCD monitor, with "door open/concierge call", "answer/camera recall", "privacy on/off" buttons all with LED\* indication and 3 additional service buttons. Controls: loudspeaker volume, call tone volume, picture brightness and hue. Programmable number of rings, melody, privacy duration and video mode. Electronic call tone generated by the unit plus active low inputs for local bell and alarm. Also available in a version with memory board. To order suffix "/MV" to the product code.

### Art. HANDS FREE VIDEO MONITORS FOR VX2300 TWO WIRE BUS DIGITAL SYSTEM

**SL5488N** Hands free video monitor using 3.5" full colour active matrix LCD monitor, with "door open/concierge call", "answer/camera recall", "privacy on/off" buttons all with LED\* indication and 3 additional service buttons. Controls: loudspeaker volume, call tone volume, picture brightness and hue. Programmable number of rings, melody, privacy duration and video mode. Electronic call tone generated by the unit plus active low inputs for local bell and alarm.

*\* The operation of some LED's and the functions described may require additional cabling*



# 5000 Series Eclipse range

## Hands Free Video Monitors



Art. VR5478

## Vandal Resistant line

### **Art. HANDS FREE VIDEO MONITORS FOR VX2200 DIGITAL SYSTEM USING COAX OR BALANCED VIDEO SIGNAL**

**VR5478** Intelligent Hands free video monitor using 3.5" full colour active matrix LCD OSD monitor for VX2200 digital video door entry systems using composite (coax cable) or balanced (twisted pair) video signal. Equipped with a vandal proof 2.5 mm stainless steel plate. Including 3 buttons "door-open/concierge-call", "answer/camera recall/push to talk", "privacy/call reject/service" plus 3 LED's\* for visual indication of all functions. Adjustments & programmable options (through OSD menu): loudspeaker volume, call tone volume, picture contrast, brightness and hue, privacy duration, call tone melody, number of rings. Address and video mode are programmable through 2 dip-switch banks. Also includes a local bell function.

*\* The operation of some LED's and the functions described may require additional cabling*

### **5000 SERIES VIDEO MONITORS WITH MEMORY BOARD**

As the 3000 Series, memory board facility is also available on the 5000 Series (except Art. VR5478).

Video monitors having a memory board can record up to 512 pictures (from the camera video) showing the date and time of recording.

Recording can be both automatically (by pressing the corresponding push button and indicated by its LED) and manually. In the first case the videophone stores a frame when a call is made (so while the user is away, from home he can have a record of the visitors who's called with the date and time of the visit).

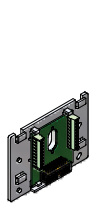
Manual recording, instead, allows to record a frame at each button pression.

When all memory locations are full, the oldest record will be overwritten (First in first out). When the memory board is required in 5000 Series video monitors (Art. SL5418N, SL5456, SL5478N and SL5488N), S1, S2 and ● ● buttons are no longer used as service buttons, but they are used for the memory board.

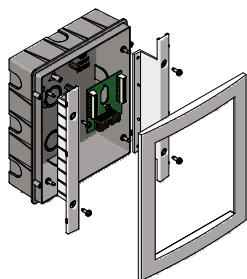
In these video monitors, date, brightness, contrast and hue settings can be done through OSD menu (On Screen Display). To order video monitors with memory board facility (for those models where it is available), suffix "/MV" to the product code.

## 5000 Series Eclipse range

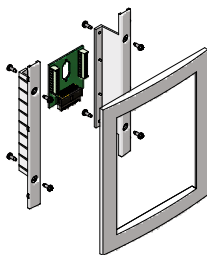
### Hands Free Video Monitors



Art. 5980



Art. 5981N



Art. 5983N



Art. 5931



Art. VRV983

**STAINLESS STEEL**

#### Art. ACCESSORY HANDS FREE VIDEO MONITORS

**5980** Mounting plate and pcb connection board for surface eclipse video monitors (standard range). One required to fix a surface eclipse to the wall and make connections.

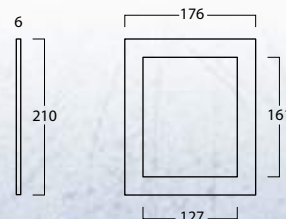
**5981N** Flush mounting kit for hands free eclipse video monitors (standard and slim range) comprised of flush box, fixing brackets, covering frame and pcb connection board.

**5983N** Flush mounting kit (for dry line walls) for hands free eclipse video monitors (standard and slim range) comprised of fixing brackets, covering frame and pcb connection board.

**5931** Table desktop kit for 5000 Series hands free videophones complete with cable and wall socket. It's made in 3 mm brushed stainless steel. Dimensions: 116 X 169 X 126 mm.

**VRV983** Dry line wall flush mounting box for 5000 Series vandal resistant hands free video monitor Art.VR5178.

Art. CR045G



Art. CR045W



#### DECORATIVE WALL PLATES

Decorative wall plates for 5000 Series SLIM line hands free video monitors. Available in two finishes: white CR045W and grey CR045G. The decorative wall plates do not require any fixing screws as the body of the videophone will secure the decorative plate when it is secured to its wall bracket/mounting plate.



# 5000 Series Eclipse range

## Hands Free Video Monitors



Art. SL5418N/CA  
Art. SL5478N/CA  
Art. SL5488N/CA



Art. SL5418N/CA +5981N/CA  
Art. SL5478N/CA +5981N/CA  
Art. SL5488N/CA +5981N/CA



Art. SL5418N/CR  
Art. SL5478N/CR  
Art. SL5488N/CR



Art. SL5418N/CR+5981N/CR  
Art. SL5478N/CR+5981N/CR  
Art. SL5488N/CR+5981N/CR

### 5000 SERIES ECLIPSE LINE HANDS FREE VIDEO MONITORS FINISHES

In addition to standard white finish, Eclipse line video monitors, flush mounting kit and handset kit are available in two additional finishes:

- Carbon Fibre effect (add to the product code "/CA" when ordering).
- Silver Painting (add to the product code "/CR" when ordering).





**6200**  
SERIES  
VIDEOPHONE



**6300**  
SERIES  
VIDEOPHONE



**6000**  
SERIES  
VIDEOPHONE



# 6000 Series

## Videophones

**The 6000 Series** from Videx, a low cost, easy to use, compact, minimalistic design colour videophone.

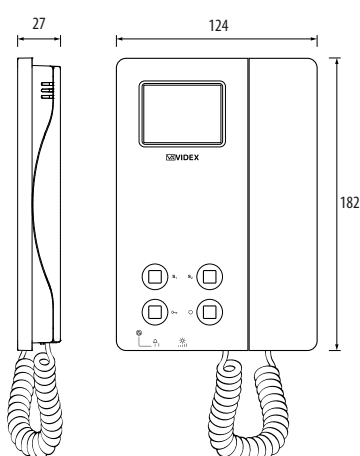
Finished in a satin white and including a 2.4" or 3.5" high definition LCD TFT colour display, handset and four tactile buttons for door release, door recall and other services such as 'do not disturb' and service buttons depending on the model. The door open and privacy functions are also accompanied by an indication LED (The door open LED requires an additional connection).

A picture brightness control and call tone volume adjustment is also available to the user while additional adjustments for picture contrast, hue and on some models microphone volume are available for the installer.

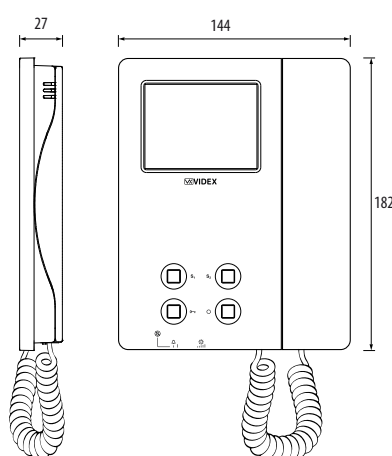
**The 6000 Series (6000, 6200 and 6300)** videophones are low profile surface mount units containing all the electronics within the body of the unit and all termination connections on convenient plug type connectors for ease of installation.

Models available are:

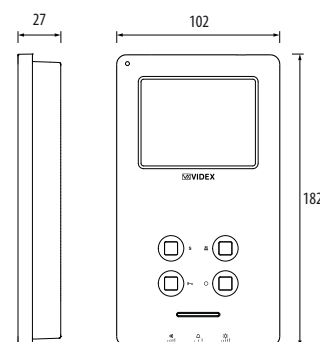
- Art. 6031, 6231 for Videx 4+1 balanced video systems;
- Art. 6072, 6272, 6378 for Videx VX2200 6 wire bus digital system;
- Art. 6056, 6256, 6356 for CVK4K, CVK8K and CVR4KV range of video kits;
- Art. 6286, 6388 for Videx VX2300 2 wire bus digital system.



*6000 Series 2.4" videophone with handset  
Surface mount only*



*6200 Series 3.5" videophone with handset  
Surface mount only*



*6300 Series 3.5" hands free videophone  
Surface mount only*



**Art. VIDEOPHONES FOR "4+1" VIDEO DOOR ENTRY SYSTEM (NO COAX)**

**6031** Surface mount videophone incorporating a 2.4" full colour active matrix LCD monitor, with "camera recall", "door open" and 2 "service/camera recall" buttons (each button can be set to work as service or camera recall button) plus 1 LED\* for generic use (door opening usually).  
Adjustments: call tone volume switch (3 levels), picture hue, contrast and brightness.

**Art. VIDEOPHONES FOR VIDEX "6 WIRE" VIDEOKITS (CVK4K, CVR4KV AND CVK8K RANGE)**

**6056** Surface mount videophone incorporating a 2.4" Hi-Res full colour active matrix LCD monitor specific for "6 wire" videokit (CVK4K, CVR4KV and CVK8K range).  
It includes 4 buttons: "camera recall", "open door", "service" and "privacy".  
2 LED's\* indicate the privacy activated and open door. Programmable privacy duration and number of rings. Intercommunicating call and door call.  
Adjustments: call tone volume switch (3 levels), picture hue, contrast and brightness.

**Art. VIDEOPHONES FOR VX2200 DIGITAL SYSTEM**

**6072** Surface mount videophone incorporating a 2.4" Hi-Res full colour active matrix LCD monitor, with "camera recall", "door open/concierge call", 2 "service" buttons plus 2 LED's\* one for generic use (door opening usually) and one to indicate privacy service enabled. Programmable settings: video mode (coax or balanced), melody and number of rings.  
Adjustments: call tone volume (2 levels plus privacy position), microphone volume, picture hue, contrast and brightness.

\* The operation of some LED's and the functions described may require additional cabling



# 6000 Series

## 3.5" Videophones



### Art. **VIDEOPHONES FOR "4+1" VIDEO DOOR ENTRY SYSTEM (NO COAX)**

**6231** Surface mount videophone incorporating a 3.5" full colour active matrix LCD monitor, with "camera recall", "door open" and 2 "service/camera recall" buttons (each button can be set to work as service or camera recall button) plus 1 LED\* for generic use (door opening usually).  
Adjustments: call tone volume switch (3 levels), picture hue, contrast and brightness.

### Art. **VIDEOPHONES FOR VIDEX "6 WIRE" VIDEOKITS (CVK4K, CVR4KV AND CVK8K RANGE)**

**6256** Surface mount videophone incorporating a 3.5" Hi-Res full colour active matrix LCD monitor specific for "6 wire" videokit (CVK4K, CVR4KV and CVK8K range).  
It includes 4 buttons: "camera recall", "open door", "service" and "privacy".  
2 LED's\* indicate the privacy activated and open door. Programmable privacy duration and number of rings. Intercommunicating call and door call.  
Adjustments: call tone volume switch (3 levels), picture hue, contrast and brightness.

### Art. **VIDEOPHONES FOR VX2200 DIGITAL SYSTEM**

**6272** Surface mount videophone incorporating a 3.5" Hi-Res full colour active matrix LCD monitor, with "camera recall", "door open/concierge call", 2 "service" buttons plus 2 LED's\* one for generic use (door opening usually) and one to indicate privacy service enabled. Programmable settings: video mode (coax or balanced), melody and number of rings.  
Adjustments: call tone volume (2 levels plus privacy position), microphone volume, picture hue, contrast and brightness.

### Art. **VIDEOPHONES FOR VX2300 DIGITAL SYSTEMS**

**6286** Surface mount videophone using 3.5" full colour active matrix LCD monitor for VX2300. Including 4 buttons "service", "privacy/bus relay activation", "door- open/intercommunicating call" and "camera recall" plus 3 LED's\* for visual indication of all functions. Adjustments & programmable options: call tone volume on 3 levels (low, medium, high), picture hue, brightness and contrast, call tone melody, number of rings, privacy duration and address. Also includes a local bell function.

\* The operation of some LED's and the functions described may require additional cabling



Art. 6356  
Art. 6378  
Art. 6388

### Art. **VIDEOPHONES FOR VIDEX "6 WIRE" VIDEOKITS (CVK4K, CVR4KV AND CVK8K RANGE)**

- 6356** Surface mount hands free videophone incorporating a 3.5" Hi-Res full colour active matrix LCD monitor specific for "6 wire" videokit (CVK4K, CVR4KV and CVK8K range). It includes 4 buttons: "camera recall" "open door" "service" and "privacy". 2 LED's\* indicate the privacy activated and open door. Programmable privacy duration and number of rings. Intercommunicating call and door call. Adjustments: call tone volume switch (3 levels), picture hue, contrast and brightness.

### Art. **VIDEOPHONES FOR VX2200 DIGITAL SYSTEM**

- 6378** Surface mount hands free intelligent videophone incorporating a 3.5" Hi-Res full colour active matrix LCD monitor, with "camera recall", "door open/concierge call", 2 "service" buttons plus 2 LED's\* one for generic use (door opening usually) and one to indicate privacy service enabled. Programmable settings: video mode (coax or balanced), melody and number of rings. Adjustments: call tone volume (2 levels plus privacy position), microphone volume, picture hue, contrast and brightness.

### Art. **VIDEOPHONES FOR VX2300 DIGITAL SYSTEMS**

- 6388** Surface mount hands free intelligent Videophone using 3.5" full colour active matrix LCD monitor for VX2300. Including 4 buttons "service", "privacy/bus relay activation", "door- open/intercommunicating call" and "camera recall" plus 3 LED's\* for visual indication of all functions. Adjustments & programmable options: call tone volume on 3 levels (low, medium, high), picture hue, brightness and contrast, call tone melody, number of rings, privacy duration and address. Also includes a local bell function.

\* The operation of some LED's and the functions described may require additional cabling

### 6200 AND 6300 SERIES VIDEOPHONES WITH MEMORY BOARD

As for the other series, memory board facility is also available on the 6200 and 6300 Series.

Video monitors having a memory board can record up to 100 pictures (from the camera video) showing the date and time of recording.

Recording can be both automatic (by pressing the corresponding push button and indicated by its LED) and manual.

In the first case the videophone stores a frame when a call is made (so while the user is away from home he can have a record of the visitors who's called with the date and time of the visit).

Manual recording, instead, allows to record a frame at each button press.

When all memory locations are full, the oldest record will be overwritten (First in first out).

In these videophones, date, brightness, contrast and hue settings can be adjusted through OSD menu (On Screen Display).

To order video monitors with memory board facility (for those models where it is available), suffix "/MV" to the product code.



Art. 6931

**STAINLESS STEEL**

#### Art. ACCESSORY FOR 6000 SERIES VIDEOPHONE

- 6931** Table desktop kit for 6000 Series (Art. 6031, 6056 and 6072) videophones complete with cable and wall socket. It's made in 3 mm brushed stainless steel.  
Dimensions: 116 X 204 X 120 mm.





**Kristallo®**

VIDEX



Design, elegance, high technology... are just some of the words that can shortly describe the VIDEX "high end" hands free line of intercoms and videophones: the **Kristallo®** Series.

Among the several features which are common to all **Kristallo®** models, here are the most important:

- "touch sensitive" technology (you can enter any function only lightly touching the corresponding symbol on the surface of the unit);
- "hands free" mode (after answering the call by pressing the answer button, it is possible to talk "hands free" without using the handset which will still be available, except in the 7" version, in all the other surface audio and video models for conventional use option);
- "privacy" service (this service allows to stop incoming calls so as the unit does not turn on)
- "additional service" (besides the "door open" service it is often necessary to use also an additional service such as "staircase light" or "driveway barrier");
- 3.5" or 7" OSD colour display which is available for video units only (the user can carry out programming or adjustments through the onscreen menu); temperature sensor and "real time" watch are used for possible future applications in domotic systems.
- memory board facility which will give the possibility to record on microsd card pictures and short videos (available in some models only);
- Integral temperature sensor and real time clock,
- IP version available to be used combined with Videx IP Door Entry Panels or with any Voip Switchboard compatible with SIP protocols.

Among the future features which will be added to the videophone range we can find: serial interface to use the units in domotic systems.

Intercoms and videophones from **Kristallo®** line are available for surface or flush mount, in /B black or /W white finishings.



## Intercoms

Among all the common features of Kristallo® line intercoms we can find:

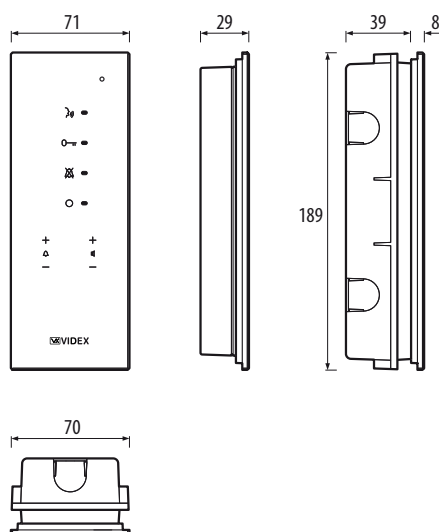
- An elegant and refined design;
- Touch sensitive technology buttons;
- Hands free mode available in both flush and surface with handset versions.

All models have 4 buttons for a specific function (such functions can vary depending on the operating mode of the intercom: stand-by, call or conversation modes) and 4 buttons programming and adjustment operations.

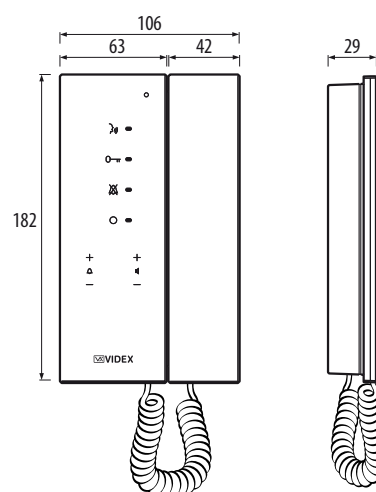
There are also 4 LED's which provide further indications about the intercom operation (services active, conversation, door open etc.)

Kristallo® intercom flush and surface (with handset) versions are available in the following finishes:

- White (/W)
- Black (/B)



*Hands free intercom  
Flush and surface mount versions*



*Intercom with handset  
Surface mount only*





Art. KRA78/W



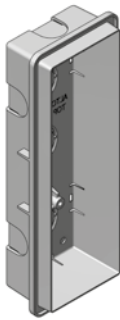
Art. KRA76/B

### Art. INTERCOMS FOR VX2200 DIGITAL SYSTEM

**KRA78** Flush mount hands free audio intercom. All buttons use capacitive touch sensor technology, 4 of these buttons have multiple direct functions such as "answer/end conversation/recall/simplex conversation", "door open", "privacy/call reject/programming menu access" (programmable duration) and "service" button. 3 LED's give visual indication of operations while the other 5 buttons allow navigation of the programming menu's and the setting of volumes. It is possible to program the melody (9 available), the number of rings (max 9) and the privacy service duration (max 20 hours). Also includes a local bell function. Available in black (add to the product code "/B") or white (add to the product code "/W") finishes.

**KRA76** As Art.KRA78 but surface mount version with telephone handset.





Art. KRA981



Art. KRA983



Art. KRA038

**STAINLESS STEEL**

### Art. ACCESSORY KRISTALLO INTERCOMS

**KRA981** Wall flush mounting box for Kristallo® Series intercoms flush mounting version.

**KRA983** Dry line wall flush mounting box for Kristallo® Series intercoms flush mounting version.

**KRA038** Table top desk kit for surface mounting version intercoms Kristallo® Series.  
It's made in 3 mm brushed stainless steel.  
Dimensions: 116 X 183 X 120 mm.



Among all the common features of Kristallo® line videophones we can find:

- An elegant and refined design;
- Touch sensitive technology buttons;
- Hands free mode available in both flush and surface with handset versions;
- 3.5" or 7" LCD TFT colour display with OSD (ON SCREEN DISPLAY)
- IP version available to be used combined with Videx IP Door Entry Panels or with any Voip Switchboard compatible with SIP protocols

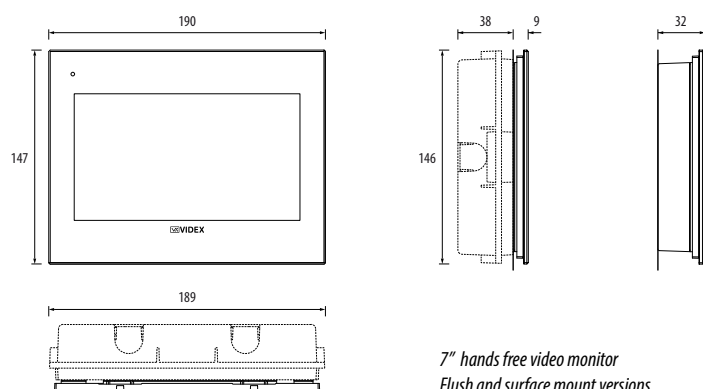
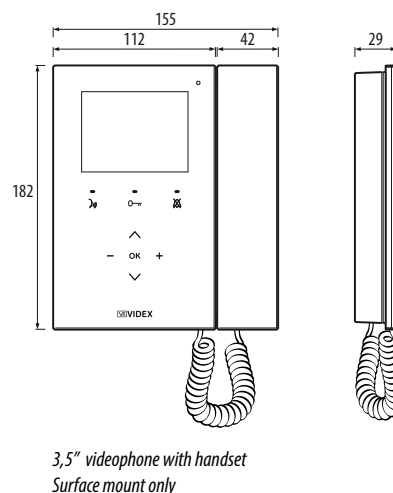
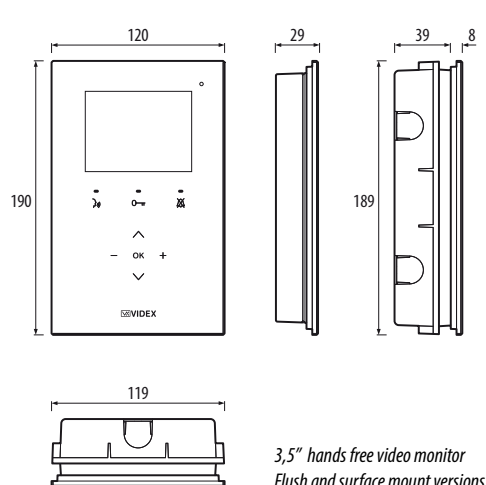
All models have 3 buttons for a specific function (such functions can vary depending on the operating mode of the videophone: stand-by, call or conversation modes) and 5 buttons programming and adjustment operations.

The OSD allows to visualize on the screen the environment temperature, date & time, any message concerning the system operation and it also allows to carry out programming and adjustments through a simple screen menu.

In addition to the OSD messages, there are also 3 LED's which provide further indications about the videophone operation (privacy active, conversation, door open etc.)

Kristallo® videophone flush and surface (with handset) versions are available in the following finishes:

- White (/W)
- Black (/B)





Art. KRV78/B  
Art. KRV88/B  
Art. KRV98/B



Art. KRV76/W  
Art. KRV86/W  
Art. KRV96/W

### Art. 3.5" VIDEOPHONES FOR VX2200 DIGITAL SYSTEM

**KRV78** Flush mount hands free video monitor using 3.5" full colour active matrix LCD display with OSD (On Screen Display) for video door entry systems using composite (coax cable) or balanced (twisted pair) video signal. All buttons use capacitive touch sensor technology, 3 of these buttons have multiple direct functions such as "door-open/concierge-call", "answer/camera recall/simplex conversation" and "privacy/call reject/service/programming and adjustment menu access"). 3 LED's give visual indication of operations while the other 5 buttons allow navigation of the programming menu's. Programmable options: loudspeaker volume, call tone volume, picture contrast, brightness and hue, privacy duration, call tone melody, number of rings, address and video mode. Also includes a local bell function. Available in black (add to the product code "/B") or white (add to the product code "/W") finishes.

**KRV76** As Art. KRV78 but surface mounting version with handset for conventional use in addition to the hands free mode.

### Art. 3.5" VIDEOPHONES FOR VIDEX "2 WIRE BUS" VIDEOKITS AND VX2300 DIGITAL SYSTEMS

**KRV88** Flush mount intelligent Hands free video monitor for the VX2300 digital system using 3.5" OSD full colour active matrix LCD monitor, with touch sensitive buttons for "door open / service", "answer/camera recall", "privacy/bus relay" plus 5 navigation menu buttons and 3 LED's related to the videophone operation. Additional features include a real time clock, a temperature sensor and a serial RS232 port for future integration with home automation systems.

**KRV86** As Art. KRV88 but surface mounting version with handset for conventional use in addition to the hands free mode.



### KRISTALLO VIDEOPHONES WITH MEMORY BOARD


Videx is always looking to enhance the security level of its systems. For this reason Videx have added optional video memory functions to the KRISTALLO videophones range.

Videophones with memory board facility can store up to 128 still pictures and up to 66 video clips (15 seconds duration without audio). The images/videos are date and time stamped. It is also possible to copy these images to a microSD card (from 1 to 16Gb), allowing the pictures and videos to be viewed on a PC or any other device able to read the microSD card.

The picture or video clip storage can be triggered automatically or manually: when in automatic mode the videophone stores a picture or a 15 seconds video clip upon receiving a call (this enables the user, whilst away from home, to record visitors who have called, the date and time stamp allows you to see the time of the call). For manual storage the videophone stores a picture or a 15 seconds video clip by pressing the manual store button. Kristallo videophones with memory board have two additional OSD (On screen display) menus, one to manage the operation and the other to manage and scroll through the stored pictures and videos. The operation menu (always available when the videophone is switched on) offers: the option to store a picture or a video clip, to enable or disable automatic storing, to manual store and to enter into picture/video scrolling. The picture/video scrolling menu offers: the option to select pictures or videos, to scroll pictures or videos, to delete one or more pictures/videos and to copy the current viewed picture/video on to the microSD card.

When the internal memory of up to 128 pictures or 66 video clips is full, the next picture/video clip will delete the oldest (First-In-First-Out).

To order videophones with memory board facility (for those models where it is available), suffix "/MV" to the product code.



### Art. 3.5" VIDEOPHONES FOR IP SYSTEM

**KRV98** Kristallo design flush mount hands free IP videophone using a 3.5" LCD TFT High Definition display for IP based video door entry systems. All buttons use capacitive touch sensor technology, 3 of these buttons have direct functions such as "door-open", "answer/camera recall" and "privacy". 3 LED's give visual indication of operations while the other 5 buttons allow to surf the programming menus. A built in web server allows to set operation parameters and firmware update. Compatible with the SIP protocol, it can be connected with VOIP switchboard systems and as for VIDEX systems a self search/setting function is available for the Videx IP devices connected on the same network.

The unit can intercommunicate with other devices of the system (outdoor stations, videophones, tablet or PC with client installed) selecting the user to be contacted through a complete contacts' list or through "favorite" list (communication with outdoor stations is audio/video and it's possible to activate the relays); The videophone has an integrated picture memory facility with automatic or manual capture and the stored pictures can be viewed from the built-in history of events.

The Privacy function has a programmable activation time from 30 min to 24 h or unlimited, the melody and desktop can be customized by loading audio files and pictures and having an internet connection on the same network you also use the "Weather Forecast" function through the google weather service. A specific menu option allows to select and activate the relays of the outdoor stations without being called previously.

The Ethernet interface is a 10/100 Mbit and the required power supply is a 12Vdc 1A PSU or nothing when the videophone is connected to a PoE router or switch.

**KRV96** As Art. KRV98 but surface mounting version with handset for conventional use in addition to the hands free mode.





Art. KRV778/B  
Art. KRV788/B



Art. KRV778/W  
Art. KRV788/W

### Art. 7" VIDEO MONITOR FOR VX2200 DIGITAL SYSTEM

**KRV778** Colour OSD TFT LCD 7" 800x480 pixel resolution intelligent Handsfree video intercom for the Videx VX2200 digital system. Touch capacitive buttons on specific areas of the display which vary depending to the operating mode selected or to the type of menu activated.  
2 LED's\* indicating the door open/close status (requires an additional cable) and the activation / deactivation of the privacy service.  
An intercommunication facility is also available between devices in the same apartment (Same address). Additionally, the KRV line is equipped with a real-time clock, temperature sensor and a serial port for integration into home automation.  
Programming and settings are available through the OSD menus.

### Art. 7" VIDEO MONITOR FOR VX2300 DIGITAL SYSTEM

**KRV788** Colour OSD TFT LCD 7" 800x480 pixel resolution intelligent Handsfree video intercom for the Videx VX2300 digital system. Touch capacitive buttons on specific areas of the display which vary depending to the operating mode selected or to the type of menu activated.  
2 LED's\* indicating the door open/close status (required an additional cable) and the activation / deactivation of the privacy service.  
An intercommunication facility is also available between devices in the same apartment (Same address) or in different apartments (different addresses). Additionally, the KRV line is equipped with a real-time clock, temperature sensor and a serial port for integration into home automation.  
Programming and settings are available through the OSD menus.

\* Il funzionamento di alcuni LED può dipendere dal cablaggio: il funzionamento descritto si riferisce ad un cablaggio specifico e corretto.



Art. KRV981



Art. KRV983



Art. KRV931


**STAINLESS STEEL**

### Art. ACCESSORY FOR KRISTALLO 3.5" VIDEOPHONES

**KRV981** Wall flush mounting box for Kristallo® Series videophones flush mounting version.

**KRV983** Dry line wall flush mounting box for Kristallo® Series videophones flush mounting version.

**KRV931** Table desktop kit for Kristallo® Series surface mounting videophones complete with cable and wall socket. It's made in 3 mm brushed stainless steel. Dimensions: 116 X 183 X 145 mm.



Art. KRV7981



Art. KRV7983

### Art. ACCESSORY KRISTALLO 7" VIDEO MONITORS

**KRV7981** Wall flush mounting box.

**KRV7983** Dry line wall flush mounting box.



## 8000 Series Modular System

As a direct result of the overwhelming success of the 4000 Series, Videx have remodelled and improved the popular 800 Series and introduced, as its replacement the Videx 8000 Series.

The Videx 8000 range of modular push button panels allows the installer or end user to customise the appearance of the out door station in an easy and cost effective way dictated by the requirements of the installation.

The 8000 modules are assembled into supporting frames (which can be flush or surface mounting) and are available to house from 1 to 9 modules. Full electrical and mechanical compatibility has been retained, most of the 8000 Series modules have the same terminal configuration as the 800 Series and all modules in the 8000 range will fit the 800 series supporting frames.

The re-designed 8000 Series incorporates mechanical improvements for improved weather resistance and up-dating of the electronics for more reliable operation in harsher environmental conditions.

The remodelled 8000 Series front supports, rain-shields and surface mounting units are available in a range of finishes.



## 8000 Series Modular System

 **VIDEX®**





Art. 8881/A +  
Art. 8837-1/A



Art. 8881/BL +  
Art. 8837-1/S

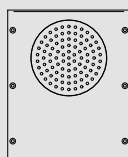
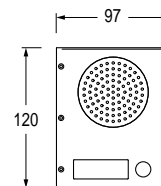
### 8000 SERIES FINISHES

Module finishes:

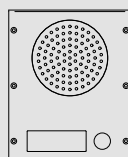
**A:** Aluminium

**S:** Stainless Steel

When ordering modules, suffix the product code with /A for aluminium or /S for stainless steel.



Art. 8835-0  
Art. 8837-0  
Art. 8837M-0  
Art. 8203-0



Art. 8835-1  
Art. 8837-1  
Art. 8837M-1  
Art. 8203-1



Art. 8835-2  
Art. 8837-2  
Art. 8837M-2  
Art. 8203-2

### Art. "SPEAKER UNIT" FRONT PANEL MODULES FOR 1+1 INTERCOM SYSTEMS

**8835-0** 0 Call push button.

**8835-1** 1 Call push button.

**8835-2** 2 Call push buttons.

### Art. "SPEAKER UNIT" FRONT PANEL MODULES FOR 4+1 INTERCOM SYSTEMS

**8837-0** 0 Call push button.

**8837-1** 1 Call push button.

**8837-2** 2 Call push buttons.

### Art. "SPEAKER UNIT" FRONT PANEL MODULES FOR 3+1 INTERCOM SYSTEMS WITH ELECTRONIC CALL TONE

**8837M-0** 0 Call push button.

**8837M-1** 1 Call push button.

**8837M-2** 2 Call push buttons.

### Art. 8000 SERIES "SPEAKER UNIT" FOR VX 2200 DIGITAL SYSTEM

**8203-0** 0 Call push button.

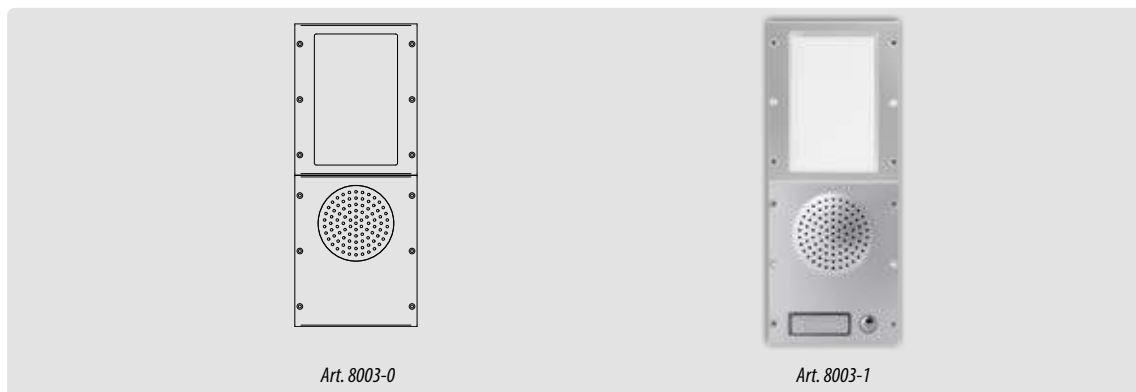
**8203-1** 1 Call push button.

**8203-2** 2 Call push buttons.



# 8000 Series

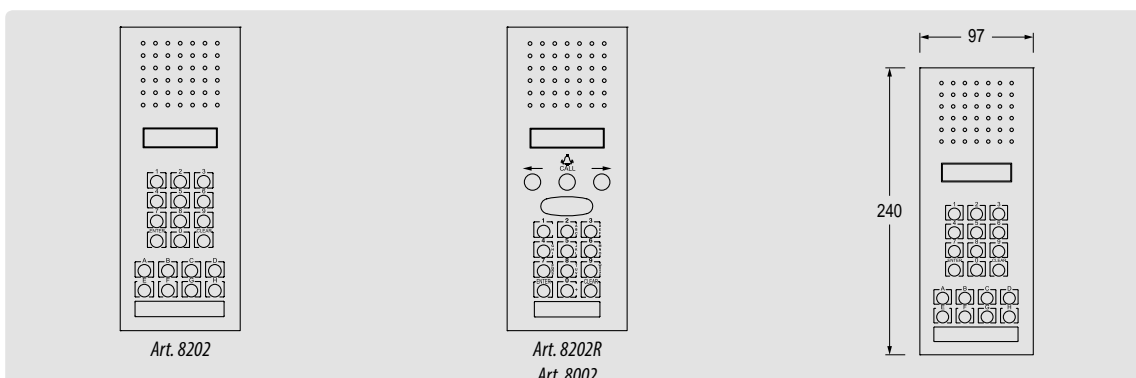
## Modular System



**Art. 8000 SERIES "SPEAKER UNIT" FOR VX 2000 DIGITAL SYSTEM**

**8003-0** 0 Call push button.

**8003-1** 1 Call push button.



**Art. 8000 SERIES DIGITAL PANELS FOR VX 2000 DIGITAL SYSTEM**

**8002** Digital call panel with built in speaker unit, 2 x 16 character LCD display, keypad illumination, 12 button digital keypad with "Enter" and "Clear" buttons and 3 buttons for repertory name search.

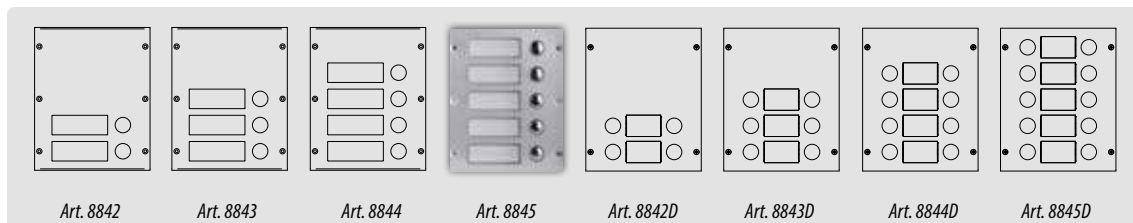
**Art. 8000 SERIES DIGITAL PANELS FOR VX 2200 DIGITAL SYSTEM**

**8202** Digital call panel with built in speaker unit, 2 x 16 character LCD display, keypad illumination, 18 button digital keypad of which 10 are numeric and 8 alpha buttons (A..H) with "Enter" and "Clear" buttons.

**8202R** Digital call panel with built in speaker unit, 2 x 16 character LCD display, keypad illumination, 12 button digital keypad with "Enter" and "Clear" buttons and 3 buttons for repertory name search.

### BUTTON EXPANSION MODULES (SINGLE AND DOUBLE ROW)

Button expansion modules (with single or double row buttons) are used together with audio or audio/video modules to achieve the required number of call buttons for a system. The buttons, depending on their bridge settings, can have a common terminal or each button can have its own common.



#### Art. BUTTON EXPANSION MODULE (SINGLE ROW)

**8842** 2 Call push buttons.

**8843** 3 Call push buttons.

**8844** 4 Call push buttons.

**8845** 5 Call push buttons.

#### Art. BUTTON EXPANSION MODULE (DOUBLE ROW)

**8842D** 4 call push buttons.

**8843D** 6 call push buttons.


**8844D** 8 call push buttons.

**8845D** 10 call push buttons.

### BLANK AND INFORMATION MODULES

The blank module Art. 8840 is normally used to take the space of one module for future expansion or to complete the door station when needed.

The Information module Art. 8846 has a 60x100 mm window, protected by a polycarbonate shield that can be customized to show the street number or any other useful information.



#### Art. BLANK AND INFORMATION MODULES

**8840** Blanking module.

**8846** Information module.

# 8000 Series

## Modular System

### **CAMERA MODULES**

The camera module from 8000 Series is the Art. 8830. The module have a build in adjustable (13 degree in any direction) CCD camera with infrared illumination LED's, include the anti-mist system (requires an additional 13Vac/ dc power source) and may be set for video composite signal (coax cable) or for the balanced one (twisted pair wire) according to the system requirements.

It can be used in traditional, "4+1" (combined with Art. 8835), VX2000 and VX2200 video door entry systems.

The camera is colour Day/Night.

Required power supply 12/24 Vdc.

#### **Art. CAMERA MODULES FOR TRADITIONAL, 4+1 , VX2000 AND VX2200 VIDEO DOOR ENTRY SYSTEMS**

**8830/C** Day/night colour camera module.



### **ACCESS CONTROL MODULES**

Videx produce a wide range of digital codelocks for "access control" systems among which there is a modular version of the 8800 and 8900. The codelocks use the latest microprocessor based PCB, which (when combined behind its tough stainless steel keypad) gives trouble free controlled access. The unit is easy to install and extremely robust at a low cost. It can be used as a stand alone keypad or combined with other 8000 Series audio and video modules.



#### **Art. CODELOCKS MODULES**

**8800** Codelock module, 2 codes/2 relay outputs.

**8900** Codelock module, 100 codes/2 relay outputs.

#### **Art. "READER" MODULES FOR CODED KEYS**

**8849** Videx proximity coded-key readers are available in a 8000 Series module. The device includes the reader circuit (with a reading range between 20 and 50mm depending on the key type used). A tri state LED and Buzzer is an intricate feature to indicate if a key has been accepted or denied. Connection between the "VproX" reader and the Control Unit requires a minimum of 5 wires over a maximum distance of 200mts. This unit combines a polycarbonate reader window with a stainless steel or aluminium frame.





### FRONT SUPPORTS, RAINSHIELDS, SURFACE MOUNTING UNITS

The 8000 Series modules are available in both flush and surface mounting units. The flush mounting units combine with rain shields to cover any cutouts in the wall. Surface mounting units, flush mounting units and rain shields are available in the following finishes.

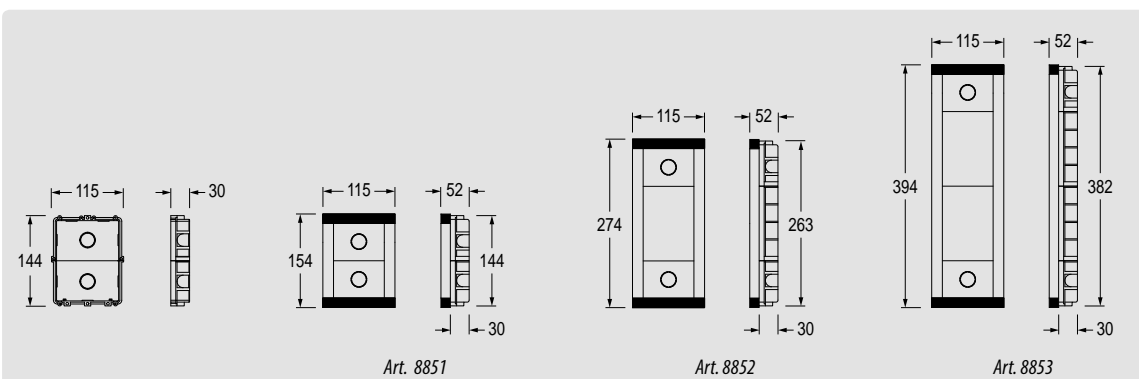
**A** Aluminium.

**BL** Black.

When ordering, suffix the product code with /A for aluminium or /BL for black.

### FRONT SUPPORT

For flush mounted modules complete with stainless steel hinge and back box. width 115 mm., recessed depth 30 mm.



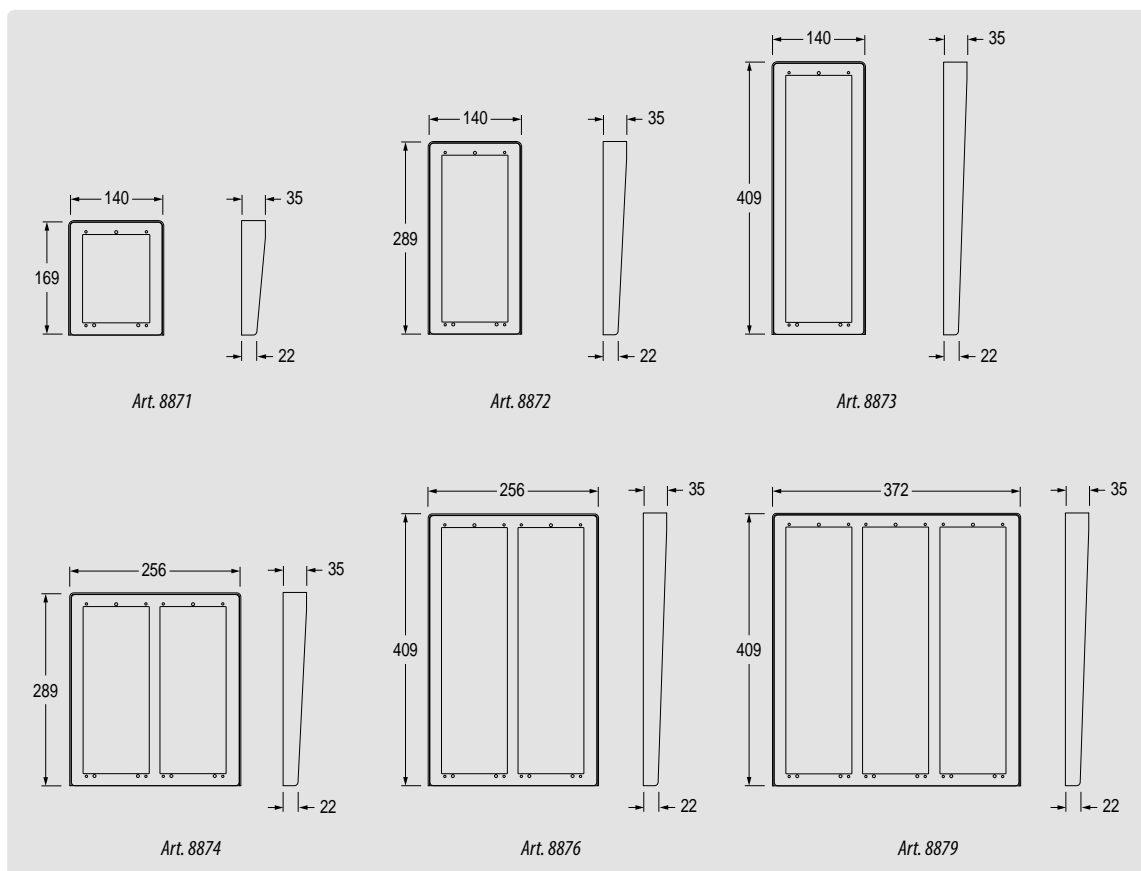
Art.	MODULES	FRONT FRAME (mm)	BACK BOX (mm)
8851	1	115x154x22	109x144x30
8852	2	115x274x22	109x265x30
8853	3	115x394x22	109x385x30

# 8000 Series

## Modular System

### RAINSHIELD

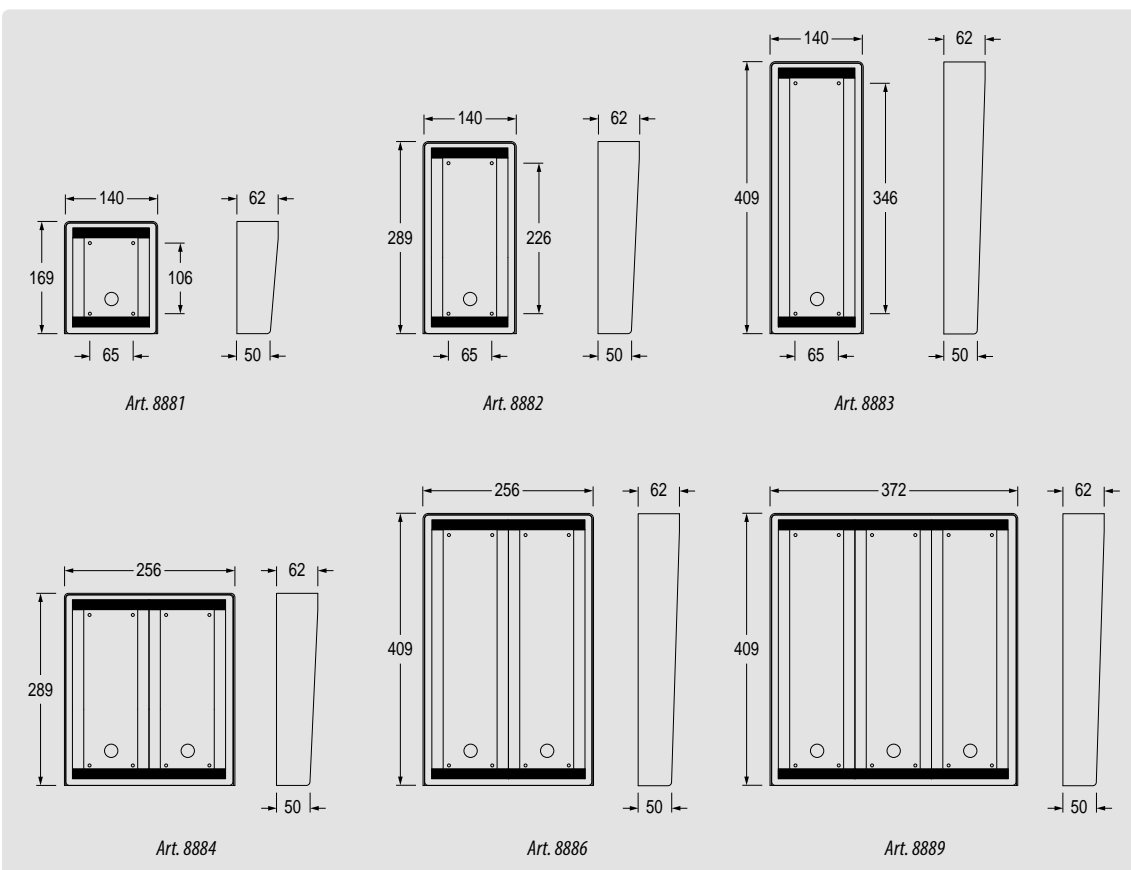
Complete with frame to be mounted between the front frame and the flush back boxes.  
To protect against rain and to cover cut outs in the wall. Projection: 35 mm. Max.



Art.	MODULES	COLUMNS	DIMENSIONS (mm)
8871	1	1	140x168,5x35
8872	2	1	140x288,5x35
8873	3	1	140x408,5x35
8874	4	2	256x288,5x35
8876	6	2	256x408,5x35
8879	9	3	372x408,5x35

### SURFACE MOUNTING UNIT

Complete with hinge and front frame support for modules.  
Projection: 62 mm Max.



Art.	MODULES	COLUMNS	DIMENSIONS (mm)
<b>8881</b>	1	1	140x169x62
<b>8882</b>	2	1	140x289x62
<b>8883</b>	3	1	140x409x62
<b>8884</b>	4	2	256x289x62
<b>8886</b>	6	2	256x409x62
<b>8889</b>	9	3	372x409x62



Art. 8882/A



## 4000 Series Modular System

 **VIDEX®**



The **4000 Series** is a advanced range of modular door panels.

The 4000 Series has been designed using the latest 3D modelling software. The design is characterised by a number of unique features: the modules with front plate and push button are manufactured in mirror finish stainless steel, the frame (which is also the module support) is manufactured from one piece of die-cast aluminium alloy which gives substantial strength to the outdoor station, modules are attached to the module support frame using a simple but strong clip system (vandal resistant modules are secured to the front support frame using studs and fixing rails), the fixing system of the front panel to the back box (flush or surface) uses torx pin machine screws.

The modular system consists of 3 main items:

- The modules  
(standard and vandal resistant line).
- The front supports  
(for flush mounting).
- The surface mounting units  
(for surface mounting).

The module support frame (flush or surface) is hinged to the back box. This allows for ease of cable installation and connection as both hands are free.

The standard finish for the module support frames and surface back boxes is embossed metallized "gunmetal grey" while the module front plates are in mirror finish stainless steel for the standard line and brushed finish stainless steel for vandal resistant line.

The module support frames are also available in two other finishes: high brass PVD (gold chromium effect) and Sky chrome PVD (silver chromium effect).

The module front plates (for the standard line only) are also offered in anodized aluminium and high brass PVD.



### 4000 Series standard range modules

<b>Modules available materials and finishes</b>	<b>67</b>
<b>"Speaker unit" front panel modules</b>	<b>68</b>
<b>Digital call panels for Videx digital systems</b>	<b>71</b>
<b>Speaker unit front panel modules with built-in camera for traditional video door entry systems using coax cable or balanced video signal (non "4+1")</b>	<b>73</b>
<b>Camera modules</b>	<b>73</b>
<b>Blank and information modules</b>	<b>74</b>
<b>Button expansion modules (single and double row)</b>	<b>74</b>
<b>Access control modules</b>	<b>75</b>

### 4000 Series GSM range modules

<b>GSM speaker unit front panel modules</b>	<b>76</b>
<b>For GSM intercom up to 10 button audio system</b>	<b>76</b>
<b>For GSM intercom up to 50 button audio system</b>	<b>77</b>
<b>For GSM intercom up to 255 calls audio system</b>	<b>77</b>

### 4000 Series IP range modules

<b>IP system</b>	<b>78</b>
------------------	-----------

### 4000 Series vandal resistant range modules

<b>Speaker unit modules</b>	<b>81</b>
<b>Vandal resistant modules</b>	<b>81</b>
<b>Camera modules</b>	<b>82</b>
<b>Button expansion modules</b>	<b>83</b>
<b>Modules for access control systems</b>	<b>83</b>
<b>Digital call panels for Videx digital systems</b>	<b>84</b>

### Front support and surface mounting unit

<b>Front support</b>	<b>86</b>
<b>Front support and surface mounting unit available materials and finishes</b>	<b>86</b>
<b>Surface mounting unit</b>	<b>87</b>
<b>Antitampering</b>	<b>87</b>

# 4000 Series Modular System



Art. 4837-1



Art. 4837-1/HB



Art. 4837-1/A

## MODULES, MATERIALS AND FINISHES

The 4000 Series provide two lines of modules: standard and vandal resistant. In each line the modules are available in the following versions:

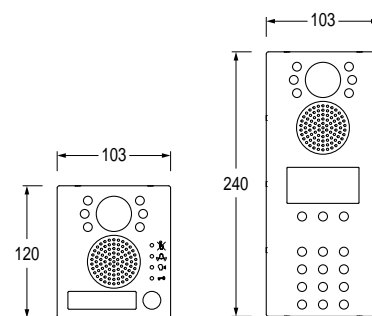
- Audio speaker unit;
- Audio/video speaker unit (standard line only);
- Button expansion modules;
- Codelocks;
- Proximity reader modules;
- Fingerprint reader modules (standard line only).

The module front plates of the standard line are available in 3 different finishes:

- Mirror finish stainless steel;
- Anodized aluminium;
- High Brass PVD\* (physical vapour deposition) finish.

To order finishes other than the standard, suffix the product code with "/A" for anodized aluminium or "/HB" for the high brass finish.

Vandal resistant line provide only brushed stainless finish.



*\*The PVD technology is impervious in environment impact and allows to coat objects with a thin metallic film of highest performances. The PVD fundamental characteristics are: extreme superficial hardness, resistance to corrosion, wear and tear, unalterably to UV light and unassailable from solvents and acids.*





### "SPEAKER UNIT" FRONT PANEL MODULES

The audio speaker unit module is the basic part to build an outdoor station for an audio door entry system. Modules are available with 0, 1, 2 and 4 buttons.

These modules are normally combined together with additional push button modules but in the version with 1 button, they can be used individually for systems where the number of users is equal to the number of buttons.



#### Art. FOR "3+1" AUDIO DOOR ENTRY SYSTEMS & VIDEO DOOR ENTRY SYSTEMS\*

**4837-0** 0 Call push button.

**4837-1** 1 Call push button.

**4837-2** 2 Call push buttons.

**4837-1D** 2 Call push buttons.

**4837-2D** 4 Call push buttons.

#### Art. FOR "1+1" AUDIO DOOR ENTRY SYSTEMS & "4+1" VIDEO DOOR ENTRY SYSTEMS\*

**4835-0** 0 Call push button.

**4835-1** 1 Call push button.

**4835-2** 2 Call push buttons.


**4835-1D** 2 Call push buttons.

**4835-2D** 4 Call push buttons.

*\* For video door entry systems, the camera module Art. 4830 is also required.*

# 4000 Series

## Modular System



The 4838 Speaker Units incorporate call progress LED's and reassurance tones along with the benefits of micro-processor technology.





The 4838 Speaker Unit is the building block for the following types of system.

- Audio door entry systems with multiple entrances without the need of the audio two entrance exchange (Art. 502).
- Video door entry systems without the need of the control unit (Art. 890) and on multiple entrances, without the need of the video two entrance exchange (Art. 892).
- With an additional wire, allows for the inclusion of a local door bell (only on system without privacy of speech) having a different call tone from the external call.

The Art. 4838 (in each version) has a dip-switch that allows for the adjustment of the following settings:

- To set one of 4 different call tones.
- To set the number of rings.
- To set the conversation time.
- To set the door opening time.

In addition to conventional acoustic signals, the 4838 speaker unit gives visual indication relevant to the system operation by the 4 LED's on the front panel.

- The first LED (red) marked by the symbol , if switched ON, indicates that it is not possible to make a call because a call or a conversation is in progress (from the outdoor station from which you are calling or from another outdoor station on system with multiple entrances).
- The second LED (red) marked by the symbol , if switched ON, indicates that a call is in progress. The LED will be switched OFF when the call is answered.
- The third LED (yellow) marked by the symbol , if switched ON, indicates that it is possible to speak. The LED will be switched OFF at the end of conversation (or at the end of the conversation time).
- The fourth LED (green) marked by the symbol , if switched ON, means that the door lock has been operated. It will be switched OFF at the end of the "door opening" time.

As a result of the above features, the 4838 speaker units provide a cost effective solution with more features and, at the same time simplify installation.

### Art. **FOR "4+1" AUDIO DOOR ENTRY SYSTEMS & VIDEO DOOR ENTRY SYSTEMS**

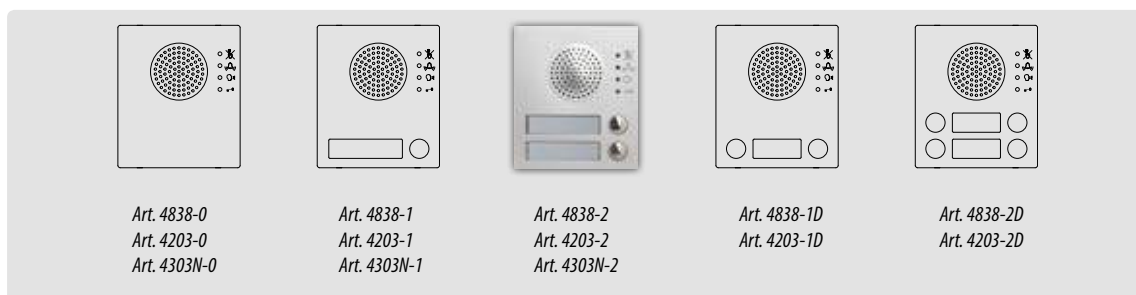
**4838-0** 0 Call push button.

**4838-1** 1 Call push button.

**4838-2** 2 Call push buttons.

**4838-1D** 2 Call push buttons.

**4838-2D** 4 Call push buttons.



**Art. FOR VX2200 DIGITAL AUDIO/VIDEO DOOR ENTRY SYSTEMS (2 WIRE BUS AUDIO, 6 VIDEO)**

**4203-0** 0 Call push button.

**4203-1** 1 Call push button.

**4203-2** 2 Call push buttons.

**4203-1D** 2 Call push buttons.

**4203-2D** 4 Call push buttons.

**Art. FOR VX2300 (2 WIRE BUS) DIGITAL AUDIO/VIDEO DOOR ENTRY SYSTEMS**

**4303N-0** 0 Call push button.

**4303N-1** 1 Call push button.

**4303N-2** 2 Call push buttons.

**SPEAKER UNIT FRONT PANEL MODULES WITH BUILT-IN CAMERA FOR VX2200 DIGITAL SYSTEM ("6 WIRE BUS" VIDEO) USING COAX OR BALANCED VIDEO SIGNAL**

The 4283 unit is an intelligent front panel based on a "6 wire" BUS intercom system that enables the connection of traditional push buttons. This unit is housed in a single 4000 Series module and incorporates the functional interface connections from functional to digital bus, the speaker module with 0, 1 or 2 call buttons also includes a high quality CCD Camera and infrared illumination LED's. In addition to conventional acoustic signals, the 4283 speaker unit gives visual indication relevant to the system operation by the 4 LED's on the front panel.

For each version (0, 1 or 2 buttons) there are 2 models available with the following camera options: colour Day/Night or colour Day/Night with Wide Angle camera.

In the first model the built-in camera has horizontal & vertical adjustment of 10 degrees while with the Wide Angle the camera is fixed but the field of view is 170 degrees.

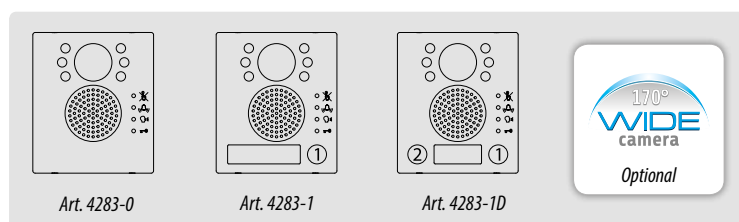
The camera can be set to work with composite video signal (coax cable) or balanced video signal (one twisted pair). Available in all the 4000 Series finishes. This device enables the connection of up to 32 functional push buttons using standard 4000 Series extension module panels Art. 4842, 4843, 4844, 4845 and relevant double button version 4842D, 4843D, 4844D and 4845D. The 4283 can work with any intercom and videophone available for the VX2200 from 900, 3000 or 5000 Series range.

**4283-0** 0 Call push button.

**4283-1** 1 Call push button.

**4283-1D** 2 Call push button.

To order the Wide Angle camera add "/wide" to the code.



# 4000 Series

## Modular System



### 4000 SERIES DIGITAL CALL PANELS FOR VIDEX DIGITAL SYSTEMS

These panels are compatible with the 4000 Series modular system and in each version (audio or audio/video) they have the size of two 4000 Series modules. The front panel finishes are the same as for the 4000 Series Modules. Complementing all digital door panels manufactured by Videx is the ability for all users to have their own unique access code. The access code can have up to six digits and is blind to onlookers.

#### **Art. DIGITAL CALL PANELS FOR VX2200 DIGITAL SYSTEMS (2 WIRE BUS AUDIO, 6 VIDEO)**

**4202** In addition to the speaker unit functions, the panel includes a 2x16 Characters LCD display with blue back light, the illumination LED's for the keypad plus a keypad with 18 buttons of which 10 are numeric buttons (0..9), "ENTER" and "CLEAR" buttons plus 6 alpha buttons (A..F). The panel has the speech board facility (optional chip installation) to supply audio messages in addition to written messages provided from the display.

**4202V** As the 4202 plus a built-in CCD camera with IR illumination LED's. For the panel there are 2 models available with the following camera options: colour Day/Night or colour Day/Night with Wide Angle camera. In the first model the built-in camera has horizontal & vertical adjustment of 10 degrees while with the Wide Angle the camera is fixed but the field of view is 170 degrees. The camera can be set to work with composite video signal (coax cable) or balanced video signal (one twisted pair).

*To order the Wide Angle camera add "/wide" to the code.*





### Art. DIGITAL CALL PANELS FOR VX2200 DIGITAL SYSTEMS (2 WIRE BUS AUDIO, 6 VIDEO)

**4202R** In addition to the speaker unit functions, the panel includes a 2x16 Characters LCD display with blue back light, the illumination LED's for the keypad plus a keypad with 15 buttons of which 3 are used for the repertory name, 10 are numeric buttons (0..9) plus "ENTER" and "CLEAR" buttons. The panel has the speech board facility (optional chip installation) to supply audio messages in addition to written messages provided from the display.

**4202RV** As the 4202R plus a built-in CCD camera with IR illumination LED's. For the panel there are 2 models available with the following camera options: colour Day/Night or colour Day/Night with Wide Angle camera. In the first model the built-in camera has horizontal & vertical adjustment of 10 degrees while with the Wide Angle the camera is fixed but the field of view is 170 degrees. The camera can be set to work with composite video signal (coax cable) or balanced video signal (one twisted pair).

*To order the Wide Angle camera add "/wide" to the code.*

### Art. DIGITAL CALL PANELS FOR VX2300 DIGITAL SYSTEMS (2 WIRE BUS)

**4302NV** In addition to the speaker unit functions, the panel includes a high quality CCD camera with IR illumination LED's, a 2x16 Characters LCD display with blue back light, the illumination LED's for the keypad plus a keypad with 18 buttons of which 10 are numeric buttons (0..9), "ENTER" and "CLEAR" buttons plus 6 alpha buttons (A..F). The panel has the speech board facility (optional chip installation) to supply audio messages in addition to written messages provided from the display. For the panel there are 2 models available with the following camera options: colour Day/Night or colour Day/Night with Wide Angle camera. In the first model the built-in camera has horizontal & vertical adjustment of 10 degrees while with the Wide Angle the camera is fixed but the field of view is 170 degrees. The module is available also in audio version Art. 4302N.

**4302NRV** In addition to the speaker unit functions, the panel includes a high quality CCD camera with IR illumination LED's, a 2x16 Characters LCD display with blue back light, the illumination LED's for the keypad plus a keypad with 15 buttons of which 3 are used for the repertory name, 10 are numeric buttons (0..9) plus "ENTER" and "CLEAR" buttons. The panel has the speech board facility (optional chip installation) to supply audio messages in addition to written messages provided from the display. For the panel there are 2 models available with the following camera options: colour Day/Night or colour Day/Night with Wide Angle camera. In the first model the built-in camera has horizontal & vertical adjustment of 10 degrees while with the Wide Angle the camera is fixed but the field of view is 170 degrees. The module is available also in audio version Art. 4302NR.

*To order the Wide Angle camera add "/wide" to the code.*

# 4000 Series

## Modular System

### **SPEAKER UNIT MODULES WITH IN BUILT CAMERA FOR TRADITIONAL VIDEO DOOR ENTRY SYSTEMS WITH COAX CABLE OR BALANCED VIDEO SIGNAL (NON 4+1)**

These modules are another novelty introduced in the 4000 Series, because in the same reduced size of one module they incorporate both the speaker unit and a high quality CCD type camera complete with infrared illumination LED. Audio/video module is the basic part required to build an outdoor-station for a video door entry system.

The module is available in 3 versions depending on the number of buttons: 0,1 and 2 buttons. Normally these modules are combined together with additional push button modules but if the system is for 1 or 2 buttons in this case only the self contained 1 or 2 button module is required.

For each module version 2 types of cameras are available: Day/Night colour or Day/Night colour Wide Angle cameras. In the first type the camera has a horizontal and vertical adjustment (10 degrees) while the Wide Angle camera type is fixed with a horizontal angle of 170°.

The camera can be set for video composite signal (coax cable) or for the balanced one (twisted pair wire).



#### **Art. FOR TRADITIONAL VIDEO DOOR ENTRY SYSTEMS WITH COAX CABLE**

**4832-0/C** 0 call button with colour camera.

**4832-1/C** 1 call button with colour camera.

**4832-1D/C** 2 call buttons with colour camera.


*To order the Wide Angle camera add "/wide" to the code.*

### **CAMERA MODULES**

The standard line of the 4000 Series modules consists of 2 camera modules: the Art. 4830 that can be used in traditional, "4+1", VX2000 and VX2200 video door entry systems and Art. 4330N that is specific for VX2300 digital systems. The built-in camera is CCD type with infrared illumination LED. Both versions are available in 2 models depending on the type of camera used: colour Day/Night and colour Day/Night Wide Angle cameras.

In the first type the camera has an horizontal and vertical adjustment (10 degrees) while the Wide Angle camera type is fixed with a horizontal angle of 170 degrees. In Art. 4830 The camera can be set for video composite signal ( coax cable) or for the balanced one (twisted pair wire).

In Art. 4330N there is an input for a possible external video signal which may be switched through the appropriate button in videophones for Vx2300 digital system.



#### **Art. CAMERA MODULES FOR TRADITIONAL, 4+1, VX2000 AND VX2200 VIDEX VIDEO DOOR ENTRY SYSTEMS**

**4830** colour camera module.

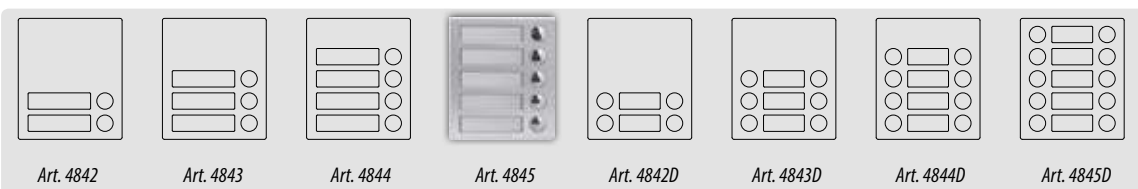
#### **Art. CAMERA MODULES FOR VX2300 DIGITAL SYSTEM**

**4330N** colour camera module with input for external camera.

*To order the Wide Angle camera add "/wide" to the code.*

### BUTTON EXPANSION MODULES (SINGLE AND DOUBLE ROW)

Button expansion modules (with single or double row buttons) are used together with audio or audio/video modules to achieve the required number of call buttons for a system. Each module has a terminal connection that house 2 terminals for each button: the buttons, depending on jumper settings, can have a common terminal or each button can have its own common. (to simplify the use when used with the 4203,4303N & 4283 on digital systems).



#### Art. BUTTON EXPANSION MODULE (SINGLE ROW)

**4842** 2 call push buttons.

**4843** 3 call push buttons.

**4844** 4 call push buttons.

**4845** 5 call push buttons.

#### Art. BUTTON EXPANSION MODULE (DOUBLE ROW)

**4842D** 4 call push buttons.

**4843D** 6 call push buttons.

**4844D** 8 call push buttons.

**4845D** 10 call push buttons.

### BLANK AND INFORMATION MODULES

The blank module Art. 4840 is normally used to take the space of one module for future expansion or to complete the door station when needed.

The Information module Art. 4846 has a 85x110 mm window, protected by a polycarbonate shield that can be customized to show the street number or any other useful information. The information module Art. 4820 is a new digital module that provides visual (through a display) and verbal (through the speech board) during the system operation: it is compatible with the 4837,4832,4833 and 4838 (only 4+1 mode) speaker units.

This module is available with many different languages including English.



#### Art. DESCRIPTION

**4840** Blank module.

**4846** Information module.

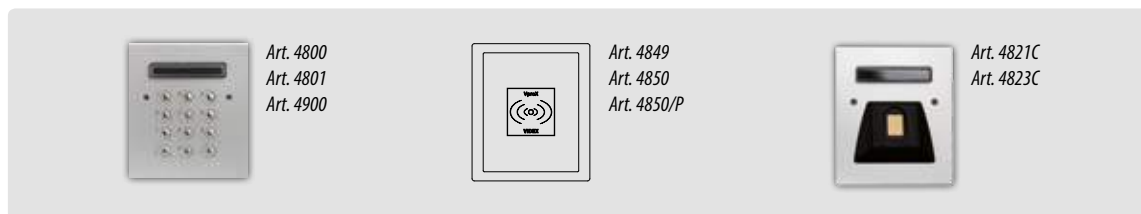
**4820** Call progress digital information module.

# 4000 Series

## Modular System

### ACCESS CONTROL MODULES

VIDEX produce access control systems that can work stand-alone or can be incorporated with audio or video door entry systems. For more details about access control systems see the relevant section of this catalogue.



#### Art. CODE LOCK MODULES

All the 4000 Series codelock modules can operate in stand-alone mode. The new Art. 4801 module can also work in network mode when linked by a serial RS-485 BUS to a remote control unit (VX1050, VX1052). The programming of the modules can be carried out through the module keypad or, for the Art. 4801, through a pc software (Art. 4829 CD programming software plus connection cable).

**4800** Codelock module, 3 codes / 3 Relays.

**4801** Codelock module, up to 3000 codes / 2 Relays.

**4900** Codelock module, 100 codes / 3 Relays.

#### Art. PROXIMITY KEY READER MODULES

The 4000 Series of proximity modules has been expanded to include two new stand alone units: Art. 4850 and Art. 4850/P. Both models can be programmed manually or the Art. 4850/P via an RS-232 serial connection to a PC (Art. 4829 CD programming software plus connection cable).

The 4850 will control up to 100 keys (fobs) while the 4850/P up to 1000 keys (fobs) and can be networked when linked by a serial RS-485 Bus to a remote control unit (VX1050, VX1052). The Art. 4849 reader module requires one of the following control units to operate (VproX20, 100, 250, 1,000, or 4,000).

**4849** Proximity key reader module.

**4850** Proximity key reader module, 1 relay, 100 keys.

**4850/P** Proximity key reader module, 1 relay, 1000 keys.

**4829** CD Programming software plus connection cable for VIDEX modules Art. 4850/P and Art. 4801. The software allows to program the users in the unit memory. With the PC connected and the software running, it allows also to have an events LOG.

#### Art. FINGERPRINT READER MODULES

To compliment and expand the range of access control modules for the 4000 Series. Videx have introduced two Fingerprint readers modules Art. 4821C (1000 fingerprints) and Art. 4823C (3,000 fingerprints). Programming of both versions can be carried out using the on board switches situated on the rear of the units or by a PC via a serial RS-232 connection. The Art. 4821C and Art. 4823C are able to work as stand-alone units or networked, using remote control units (VX1050 or VX1052) via an RS-485 serial Bus.

**4821C** Fingerprint reader capacitive sensor, 3 relays, 1000 fingerprints.

**4823C** As Art. 4821C but up to 3.000 fingerprints.





## GSM SPEAKER UNIT FRONT PANEL MODULES

GSM Door Entry systems are the latest development from Videx, employing mobile phone technology to operate automatic gates, doors or remote sites installations. Based on the 4000 Series entry panel design, the GSM/amplifier is totally self contained and only requires an external power supply and antenna. The system retains all the facilities of the 4000 Series which can include multiple doors, coded access, proximity access and bio access features. Available from a 1 button to a 50 button system or a digital door panel which will call up to 1000 apartments, all can have up to 250 (2000 on the digital) built in dial to open numbers, this allows a user or users to call the entry panel and activate the lock output relay at no charge to the caller. The digital panel also includes the facility for up to 1000 access codes. Each button on the door panel can be programmed with two telephone numbers (Expandable to 5 numbers on the 4810N, allowing the system to divert a call if the number is busy or not answered. Push to exit and auxiliary inputs / outputs along with a dry contact timed lock output relay are standard. Programming the unit is carried out using either SMS text messaging or by a USB interface to a PC (except vandal resistant range). Programming options include the facility to program the telephone number, program the divert numbers, lock relay time, call time, microphone and speaker volume as well as many other features. In addition to standard modules and the digital version, the GSM modules are also available in the VR4K vandal resistant range. The speaker module can include 0 to 3 buttons, using the VR4K button expansion modules this can be expanded to 10 buttons.



## Art. FOR GSM INTERCOM UP TO 10 BUTTON AUDIO SYSTEM

- |                     |   |
|---------------------|---|
| <b>VR4K GSM-0</b>   | 0 Call push button.                         |
| <b>VR4K GSM-1</b>   | 1 Call push button.                         |
| <b>VR4K GSM-2</b>   | 2 Call push button.                         |
| <b>VR4K GSM-3</b>   | 3 Call push button.                         |
| <b>VR4K GSM-1NP</b> | 1 call push buttons with name plate holder. |

# 4000 Series GSM

## Modular System



**Art. FOR GSM INTERCOM UP TO 50 BUTTON AUDIO SYSTEM**


**4810N-0** 0 Call push button.

**4810N-1** 1 Call push button.

**4810N-2** 2 Call push buttons.

**4810N-1D** 2 Call push buttons.

**4810N-2D** 4 Call push buttons.



**Art. FOR GSM INTERCOM UP TO 1000 CALLS AUDIO SYSTEM**

**4802** Digital GSM door panel for up to 1000 apartments with 2x16 Character LCD display with blue back light, illumination LED's for the keypad and keys 0-9 Enter and Clear along with letters A-F. Also included is the speech board to announce key presses and call progress information and USB interface for programming (PC Software and lead sold separately).

**4802R** Digital GSM door panel for up to 1000 apartments with 2x16 Character LCD display with blue back light, illumination LED's for the keypad and keys 0-9 Enter and Clear along with scroll keys to search by name. Also included is the speech board to announce key presses and call progress information and USB interface for programming (PC Software and lead sold separately).

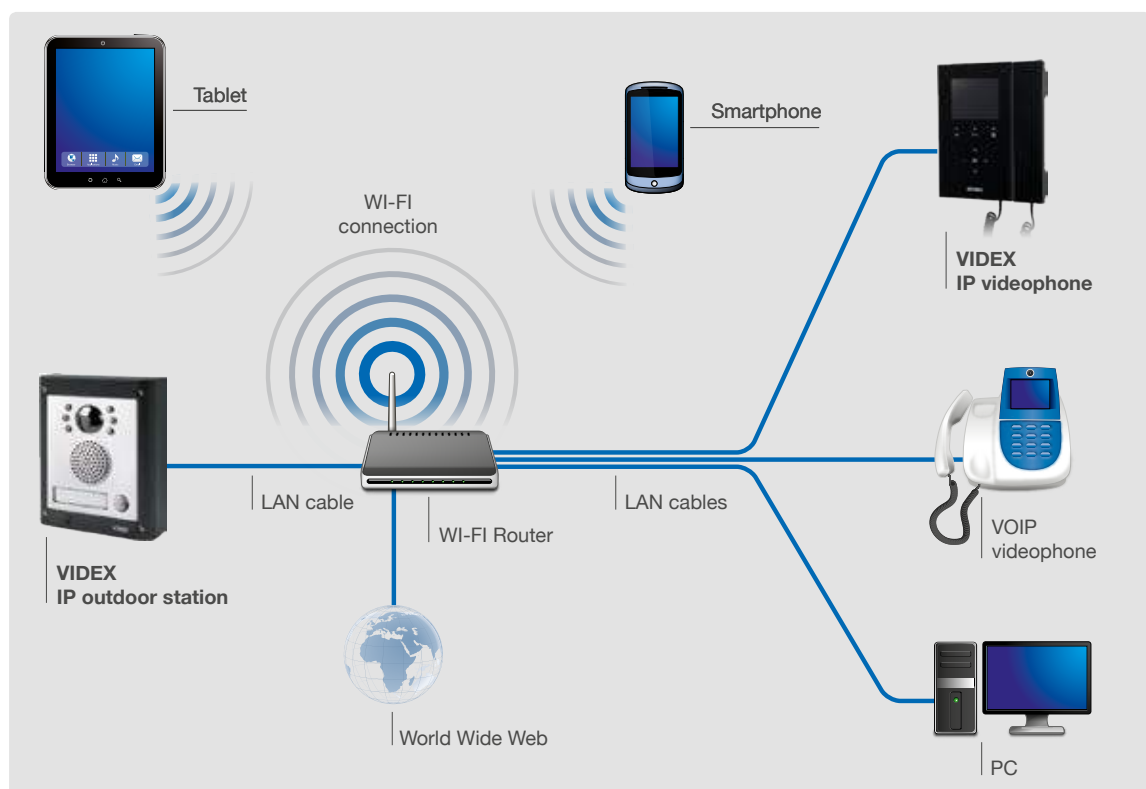


## INTRODUCTION

Systems based on IP technology (cameras, phones, home automation systems, etc) are becoming more and more popular and giving their wide spread use VIDEX has developed a door entry system based on this technology. After 2 years of research in collaboration with an ITALIAN company specializing in this field, Videx introduces its first line of IP door station modules for the 4000 Series modular system with built-in camera. A line which has, as a VIDEX tradition, the label "Made in Italy" which is true for both the mechanics and the PCB.

Thanks to its compatibility with switch boards and "VOIP" servers which use the "SIP" protocol, these new IP modules allow a whole new range of applications, from residential use to industrial use.

The user is able to respond to calls coming from the outdoor station with one or more devices such as tablets, smart phones, VOIP phones, personal computers or VIDEX IP videophones (under development): thanks to the IP technology, the communication can be done both locally via a LAN or private network or remotely using LAN and WAN).





# 4000 Series IP

## Modular System

### IP DOOR PANEL MODULES WITH IN BUILT CAMERA

Art. 4503 is available in 3 versions according to the number of call buttons: Art. 4503-0 (0 button), Art. 4503-1 (1 button) and Art. 4503-1D (2 buttons). In order to achieve systems with up to 64 call buttons these modules can be combined with an expansion button module Art. 4513 and standard expansion pushbutton modules Art. 4842 to 4845D. It is possible to set one or more IP addresses to each call button to identify the destination of the call.

Audio and video communication via SIP is possible using the supplied software clients for Microsoft Windows, Linux, Android and soon for IOS. (If used with switchboards or "VOIP" server, communication the system must be compatible with the MPEG-4 Codec in order to have video).

An inbuilt web server is available for the configuration and programming using a web browser.

The camera is a "Day/Night" colour CCD with autofocus, it includes infra red LED's and it can be adjusted both vertically and horizontally up to 10°.

Two dry contacts relays are included which can be activated separately.

Power supply: 12Vdc @ 550mA

Contact relay: Max 24Vac/dc @3A

Working temperature: -10 +50° C



#### Art. IP DOOR PANEL MODULES

**4503-0** 0 button.

**4503-1** 1 button.

**4503-1D** 2 buttons.



To order the Wide Angle camera add "/wide" to the code.

### BUTTON EXPANSION INTERFACE MODULE

Art. 4513 is similar to a traditional expansion module push-button, but it incorporates an interface that allows to connect the Art. 4503 and expand to 64 buttons (Art. 4842 .. 4845D) including those of the module. There are 8 available versions according to the number of buttons: Art. 4513-2, -3, -4, -5, -2D, -3D, 4D-and-5D.

The in-built buttons are numbered from 1 to 10, while as for the buttons connected externally the number depends on the connection to the matrix (Ex. 1A = 1, 1B = 2 ... 1H = 8).

Art. 4503 makes the configuration of the IP address/addresses which can be assigned to each button.

Power supply: 12Vdc @ 550mA

Working temperature: -10 +50° C

#### Art. BUTTON EXPANSION INTERFACE MODULES

**4513-2** 2 call buttons.

**4513-3** 3 call buttons.

**4513-4** 4 call buttons.

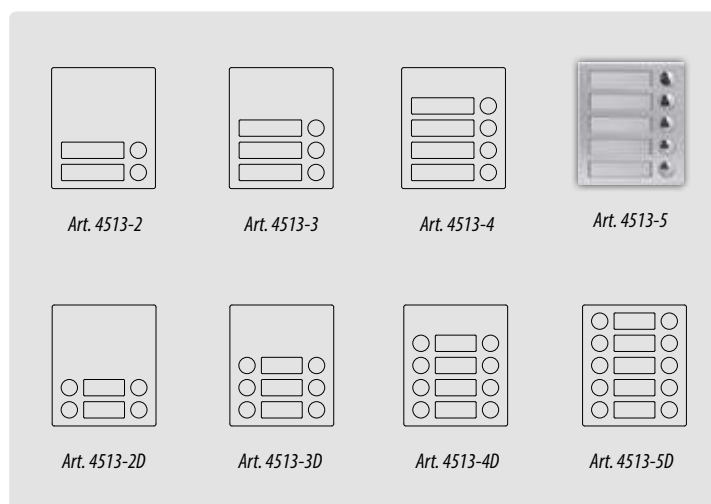
**4513-5** 5 call buttons.

**4513-2D** 4 call buttons.

**4513-3D** 6 call buttons.

**4513-4D** 8 call buttons.

**4513-5D** 10 call buttons.







# 4000 Series Vandal Resistant range

## Modular System

\* Art. VR4KCLM



\* Art. VR4KAM-1



### VANDAL RESISTANT MODULES

The 4000 Series has been expanded to include a new range of vandal resistant modules.

The modules in this range are manufactured from brushed 2.5 mm (12 SWG) stainless steel. The electronics are secured to the front plate and are protected by a covering box which is sealed to the front fascia, all buttons are IP68 rated and manufactured in stainless steel. To give greater strength to the unit the modules are secured to the 4000 front support frame using studs and fixing rails.

*\* The product code is relevant to the module shown in the photo.*

### SPEAKER UNIT MODULES

The audio speaker module is the basic unit required to build an outdoor station for an audio door entry system. Amplifier modules are available with 0, 1, 2 and 3 buttons that can be used individually for a 1, 2 or 3 button door entry system or combined with additional VR4KBM button modules for larger systems.



The introduction of microprocessor technology to the standard range of 4000 Series audio modules (VR4KAM) forms the building block for the following range of audio and video door entry systems.

- Audio door entry systems with multiple entrances eliminating the need of the audio 2 entrance switching relay (Art. 502).
- Video door entry systems using coax or balanced video, eliminating the need of the Art. 890 video control unit and on multiple doors replacing the two entrance switching relay Art. 892 with one Art. 506N relay for each door.

The VR4KAM has a bank of dip-switches for adjustment of the following settings.

- To set the conversation time 1 minute or 2 minutes.
- To set the door lock release time (2, 4, 8 or 20 seconds).
- To set the speech mode.

In addition to the dip switches, two trimming pots are available for adjustment of the microphone and loudspeaker volumes and a jumper to allow for the adjustment of the reassurance tone volume (high, low or disabled).

The three LED's on the front panel give visual indication to the visitor of the systems operation.

- The yellow speak LED illuminates when the call has been answered and a conversation can commence.
- The green open LED illuminates to indicate the lock release has been activated.
- The red busy LED illuminates to indicate that the system is busy.

### Art. SPEAKER UNIT MODULES FOR "4+1" AUDIO DOOR ENTRY AND VIDEO DOOR ENTRY SYSTEMS

**VR4KAM-0** 0 call push button.

**VR4KAM-1** 1 call push button.

**VR4KAM-2** 2 call push buttons.

**VR4KAM-3** 3 call push buttons.

**VR4KAM-1NP** 1 call push buttons with name plate holder.

**VR4KAMK-1NP** 1 call push buttons with name plate holder. Specific for audio kits and video kits.

The VR4KAM2W is a 4000 Series digital 'two wire' vandal resistant speaker module which has been specifically developed for the Videx VX2200 (two wire audio and six wire video) bus systems. This module offers the same features as the VR4KAM with the addition of being able to connect up to 23 individual buttons using the vandal resistant VR4KBM button expansion modules.

### Art. SPEAKER UNIT MODULES FOR VX 2200 DOOR ENTRY SYSTEMS (2 WIRE AUDIO AND 6 WIRE VIDEO)

**VR4KAM2W-0** 0 call push button.

**VR4KAM2W-1** 1 call push button.

**VR4KAM2W-2** 2 call push buttons.

**VR4KAM2W-3** 3 call push buttons.

**VR4KAM2W-1NP** 1 call push buttons with name plate holder.

### CAMERA MODULES

The vandal resistant line of the 4000 Series modules consists of 1 camera module: VR4KCM. The Art. VR4KCM can be used in video video door entry systems: traditional (combined with Art. VR4KAM), VX2200 (combined with Art.V R4KAM2W) or Videokit (combined with Art. VR4KAMK).

The module built-in camera is CCD type with infrared illumination LED and it is available in 2 models depending on the type of camera used: colour Day/Night or colour Day/Night Wide Angle cameras.

In the first type the camera has an horizontal and vertical adjustment (10 degrees) while the Wide Angle camera type is fixed with a horizontal angle of 170 degrees.

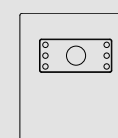
The camera can be set for video composite signal (coax cable) or for the balanced one (twisted pair wire).



### Art. CAMERA MODULES FOR VIDEO DOOR ENTRY USING COAX OR BALANCED VIDEO SIGNALS

**VR4KCMC** Day/night colour camera with infrared LED's.

**VR4KCMCW** Wide Angle Day/Night colour camera with infrared LED's.



Art. VR4KCMC  
Art. VR4KCMCW

To order the Wide Angle camera add "/wide" to the code.

# 4000 Series Vandal Resistant range

## Modular System

### BUTTON EXPANSION MODULES

The 4000 Series vandal resistant button expansion modules are used in conjunction with the audio and video modules to achieve the required number of call buttons for a system. Six variations are available from 4 to 9 push buttons with each button having two connection terminals.

#### Art. BUTTON EXPANSION MODULES

**VR4KBM-4** 4 call push buttons.

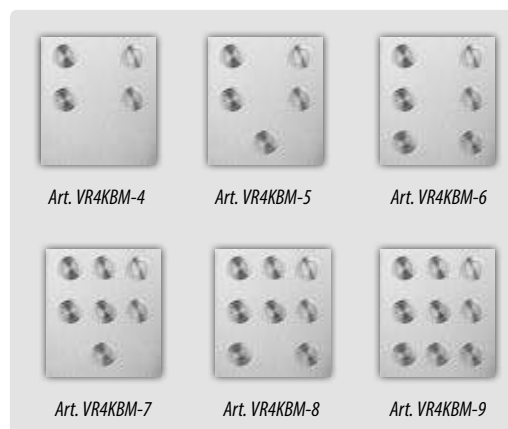
**VR4KBM-5** 5 call push buttons.

**VR4KBM-6** 6 call push buttons.

**VR4KBM-7** 7 call push buttons.

**VR4KBM-8** 8 call push buttons.

**VR4KBM-9** 9 call push buttons.

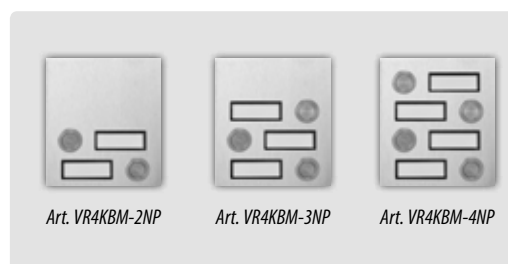


#### Art. BUTTON EXPANSION MODULES WITH NAME PLATE HOLDER

**VR4KBM-2NP** 2 call push buttons.

**VR4KBM-3NP** 3 call push buttons.


**VR4KBM-4NP** 4 call push buttons.



#### Art. BLANK AND INFORMATION MODULES

**VR4KIFM** Information module.

**VR4KBLM** Blank module.



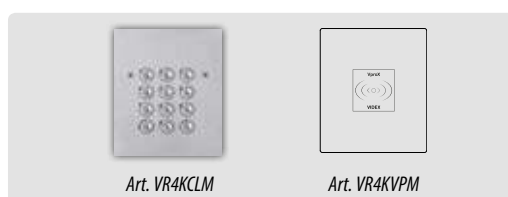
### MODULES FOR ACCESS CONTROL SYSTEMS

VIDEX produce access control systems that can work stand-alone or can be incorporated with audio or video door entry systems. For more details about access control systems see the relevant section of this catalogue.

#### Art. MODULES FOR ACCESS CONTROL SYSTEMS

**VR4KCLM** Codelock module as Art. 4800.

**VR4KVPM** VProx module as Art. 4849.

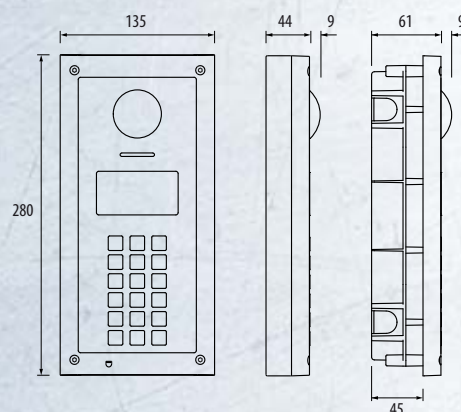






Art. 4212V + Art. 4882

Art. 4212RV + Art. 4882



### Art. **DIGITAL CALL PANELS FOR VX2200 DIGITAL SYSTEMS (2 WIRE BUS AUDIO, 6 VIDEO)**

#### **4212V**

4000 Series Vandal resistant range (front plate in brushed stainless with 2mm thickness) digital call panel for Videx VX 2200 digital systems (2 wire BUS audio, 6 wire BUS video). This panel is compatible with the 4000 Series modular system and has the size of two 4000 Series modules. Complementing all digital door panels manufactured by Videx is the ability for all users to have their own unique access code (each apartment can have more than one access code). The access code can have up to six digits and is blind to onlookers. Also, integrated into the panel is a proximity reader enabling allowing a number of proximity fobs to be stored and used individually or in combination with the access code to enter the building. In addition to the speaker unit functions, the panel includes a 128 x 64 pixel graphical LCD display blue back lit (to provide visual and text messages in multiple languages guiding a visitor through the panel operation) plus a keypad with 18 blue back lit buttons 6 of which are alpha buttons (A..F), 10 are numeric buttons (0..9) plus "ENTER" and "CLEAR" buttons. The tenants can be called by dialling the relevant apartment code. To complement the visual messages provided from the display, the panel has the speech board facility (optional chip installation) to supply audio messages concerning the system operation. The built-in camera is a colour CCD wide angle day/night camera with IR illumination LED's (the day/night camera provides the best quality of view in any light condition and the wide angle camera provides a viewing angle of 170 degrees). The camera can be set to work with composite video signal (coax cable) or balanced video signal (one twisted pair). Interfaces include a Wiegand output (for systems based on this interface) plus two serial interfaces (USB and RS-485) both allow for programming and event logging. The programming menu and the setup menu are protected by two passwords with different login levels (the engineer password that grants full access and the system administrator password that is limited to some specific settings) while if you operate from a PC an "Engineer's Password" is requested to program the unit. A "Trade Code" function is available (for periodic visitors) enabled by the specific input or by programmable time band and "Direct Call Mode" for small installations (up to 10 apartments). The memory capacity allows to store up to 998 users data, up to 2800 access codes, up to 2800 proximity keys and up to 4000 events. The front panel finish is brushed stainless steel while the frame finishes are the standard offered in the 4000 Series.

#### **4212RV**

As Art. 4212V but using a keypad with 15 blue back lit buttons 3 of which are navigation buttons used for the repertory name facility, 10 are numeric buttons (0..9) plus "ENTER" and "CLEAR" buttons. The tenants can be called by dialling the relevant apartment code or by searching the relevant name using the repertory name function.

# 4000 Series Vandal Resistant range

## Modular System



Art. 4212V/F

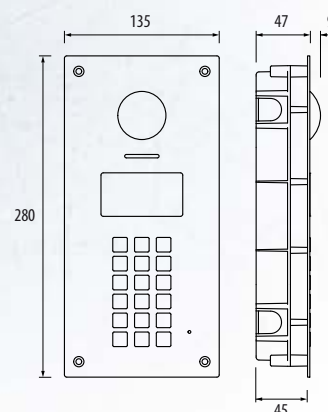


Art. 4212RV/F

**Art.** **DIGITAL CALL PANELS FOR VX2200 DIGITAL SYSTEMS (2 WIRE BUS AUDIO, 6 VIDEO) FLUSH MOUNT**

**4212V/F** As Art. 4212V but flush mounting version with flat panel (2mm plate protrusion, 9mm camera protrusion). The plastic back box is the same used in the Art. 4852.

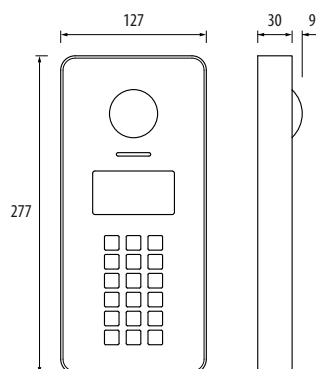
**4212RV/F** As Art. 4212RV but flush mounting version with flat panel (2mm plate protrusion, 9mm camera protrusion). The plastic back box is the same used in the Art. 4852.



**Art.** **DIGITAL CALL PANELS FOR VX2200 DIGITAL SYSTEMS (2 WIRE BUS AUDIO, 6 VIDEO) SURFACE MOUNT**

**4212V/SA** As Art. 4212V but version with specific stainless steel surface mounting box.

**4212RV/SA** As Art. 4212RV but version with specific stainless steel surface mounting box.



Art. 4212V/SA



Art. 4212RV/SA



\* Art. 4882/C



\* Art. 4882/G



\* Art. 4882



\* Art. 4882



\* Art. 4852

### FRONT SUPPORT AND SURFACE MOUNTING UNIT AVAILABLE MATERIALS AND FINISHES

Front support and surface mounting units are available with the support frame in 3 different finishes:

- embossed metallized gun-metal grey (standard finish);
- sky chrome PVD\*\* (chromium effect);
- high brass PVD\*\* (gold chromium effect).

When ordering other than standard finish, add to the product code "/C" to order the sky chrome finish or "/G" to order high brass finish.

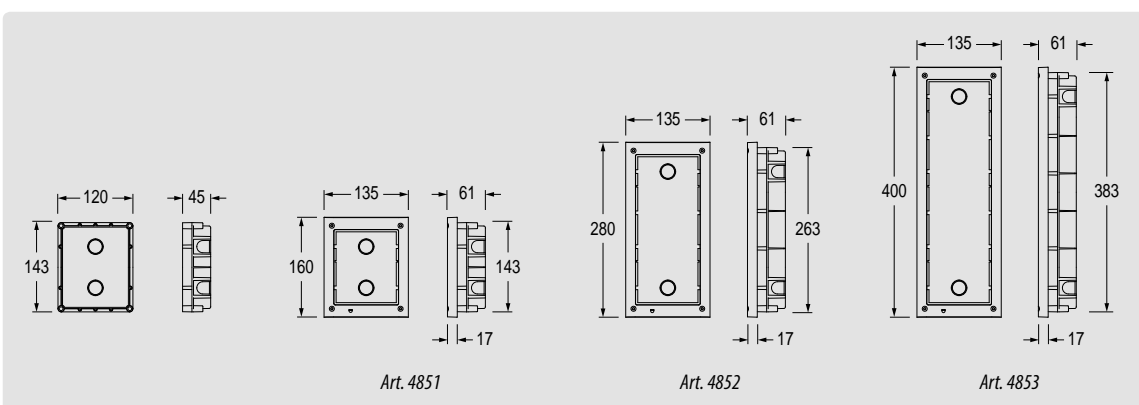
\* The product code is relevant to the module shown in the photo.

\*\* The PVD technology employed in coating the support frames has no environmental impact and allows the frames to be coated with a high performance metallic film, resulting in extreme surface hardness, high resistance to corrosion, wear and tear, no UV degradation and protection from solvents and acids.

### FRONT SUPPORT

The front support is available in 1, 2 and 3 module versions and includes:

- The flush back box.
- The module support frame is provided with a waterproof gasket and security screws for fixing to the flush back box.
- Spacers to connect the back boxes together when the outdoor station requires more than 3 modules.



Art.	MODULES	FRONT SUPP.SIZE WxHxD (mm)	BACK BOX SIZE WxHxD (mm)
4851	1	135x160x61	120x143x44
4852	2	135x280,2x61	120x263,2x44
4853	3	135x400,4x61	120x383,4x44



# 4000 Series

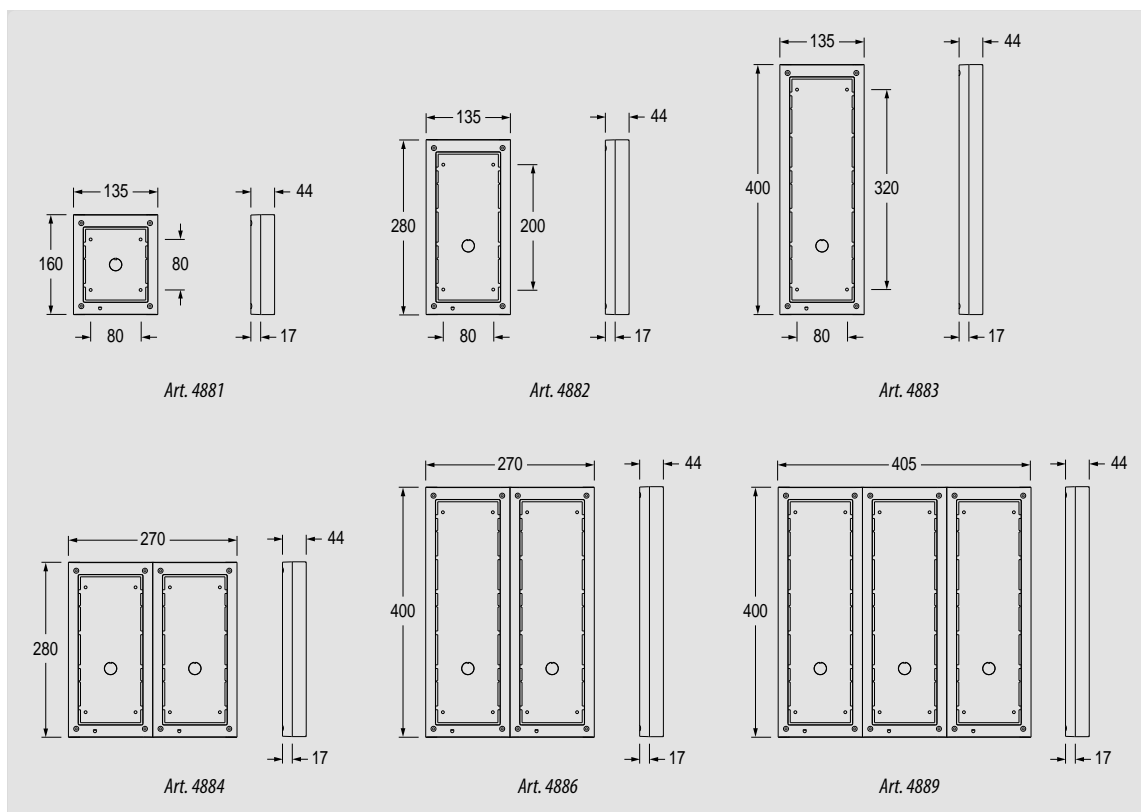
## Modular System

### SURFACE MOUNTING UNIT

The surface mounting units are available in 1, 2, 3, 4, 6 and 9 module versions which include:

- The surface box to fix to the wall with the screws provided.
- The module support frames are provided with waterproof gaskets and security screws. When surface mounting 4, 6 or 9 module versions, the support frames provided are 2 x two module, 2 x three module and 3 x three module versions.

The only available finish for the back box is embossed metallized gun-metal grey.



Art.	MODULES	SIZE WxHxD (mm)	Art.	MODULES	SIZE WxHxD (mm)
<b>4881</b>	1	135x160x44	<b>4884</b>	4	270x280,2x44
<b>4882</b>	2	135x280,2x44	<b>4886</b>	6	270x400,4x44
<b>4883</b>	3	135x400,4x44	<b>4889</b>	9	405x400,4x44

### ANTITAMPERING

An anti-tamper switch Art. 482 is available for the 4000 Series surface mounting boxes.





To compliment the extensive range of modular systems (4000 and 8000) **Videx** also manufacture a comprehensive range of digital systems, giving the designer, installer and end user the flexibility required. All digital systems have been designed for ease of installation, reliability and quality. The three distinct versions of digital systems will cater for every eventuality.

#### **VX2200**

VX2200 has been designed to cover most types of installation. A basic system will operate on 2 wires for audio and 6 wires for video and can have up to 10 door panels per bus and 998 intercom/videophones (This can be a single level system with up to 998 apartments or a 2 level system with up to 180 apartments per block were the main entrance panel(s) is able to call up to 998 apartments). The system can be installed in many different ways and can have optional line isolation to protect the systems integrity in the event of cable damage.

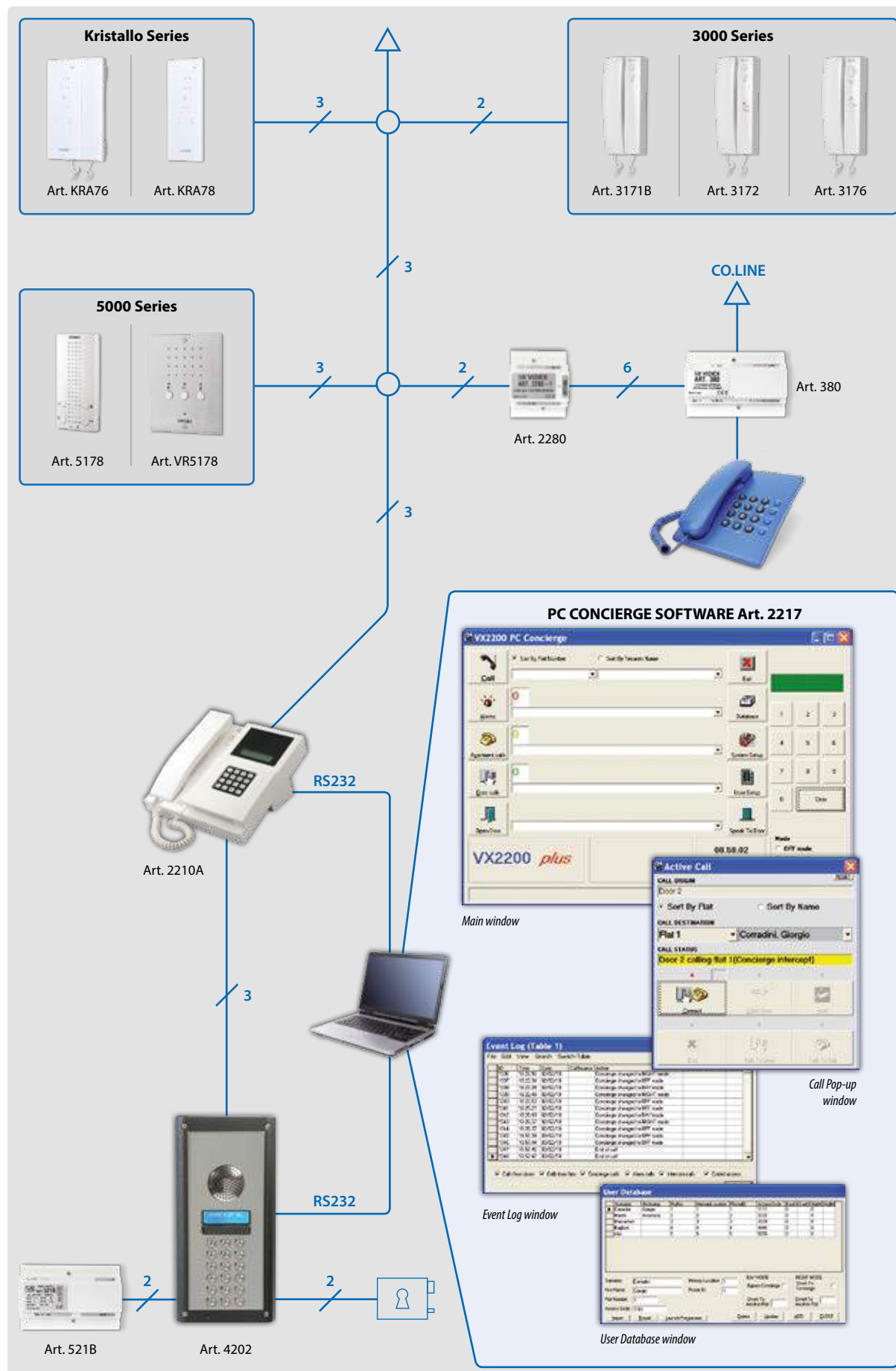
#### **VX2300**

VX2300 has been designed for small to medium installations having a maximum of 100 intercom/videophones. The system can have up to 8 door panels and operates on a true 2 wire Bus which is not polarity conscious. System integrity is maintained through 4 way distribution boards.

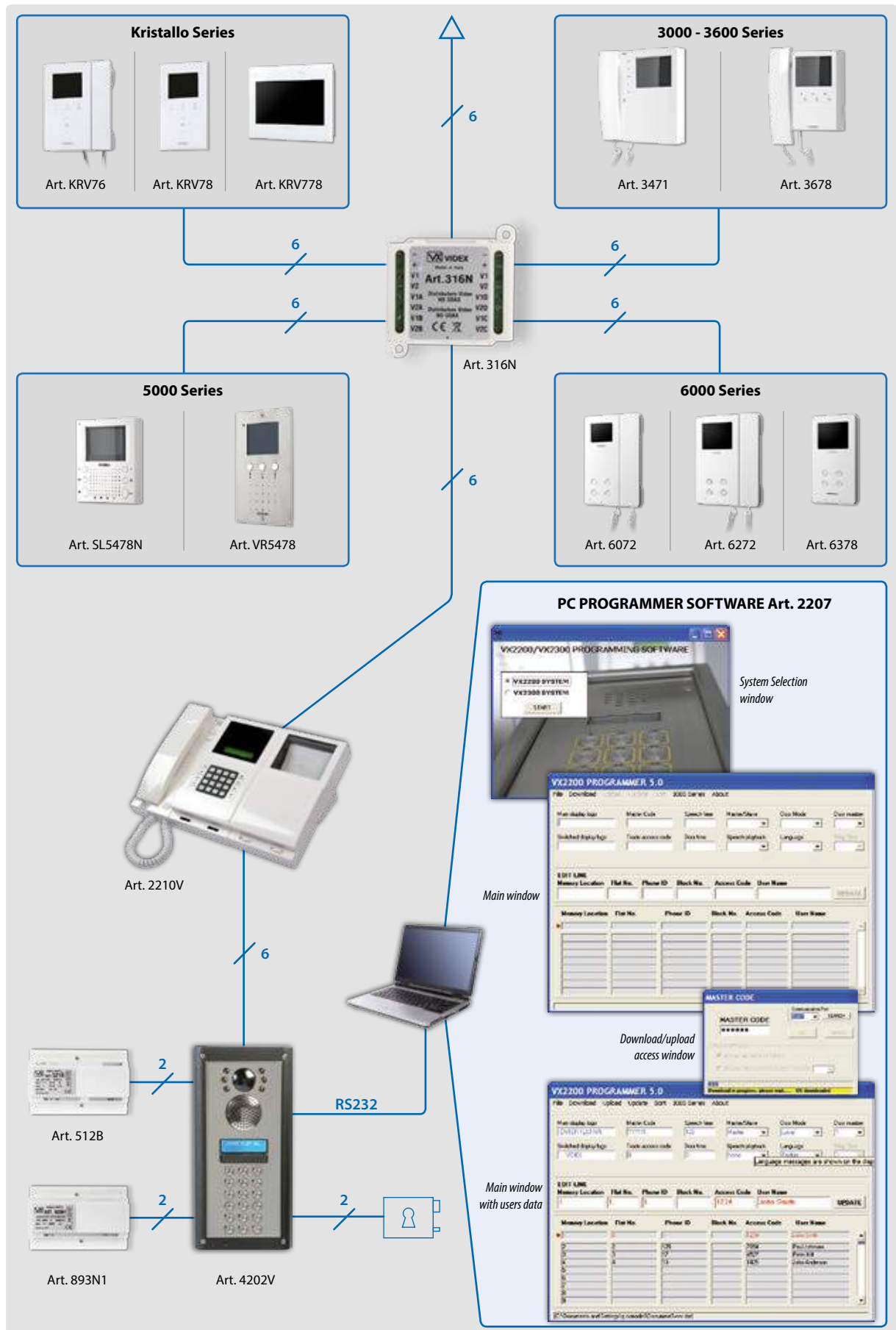


# VX 2200

## Digital System "Two wire" BUS audio - "Six wire" BUS video



**Digital System "Two wire" BUS audio - "Six wire" BUS video**





## Digital System "Two wire" BUS audio - "Six wire" BUS video

### **VX2200 DIGITAL SYSTEM** **"2 WIRE BUS"**

Videx VX2200 digital system is the most "versatile" system in the range, because it is flexible enough to cater for a variety of installations: from 1 way systems to larger systems that include a maximum of 1000 apartments.

This system uses a two wire common bus for audio installations and 6 wires for audio/video installations. Outdoor stations can be selected from the 4000 or 8000 Series: both series have traditional speaker units with an inbuilt functional to digital interface (for installations up to 64 apartments) and digital panels (suitable for systems with more than 64 apartments).

Speaker units with functional to digital interface allow to connect traditional call buttons to the digital system while digital panels, although have the same size as two modules, can handle up to 1000calls (1000 apartments/users).

4000 Series digital panels are available for both audio and video versions, while 8000 Series panels can only require an additional camera module for video systems.

Digital panels, which allow to have small size outdoor stations (2 modules for 4000 Series audio and audio/video systems, and 2 or 3 modules for 8000 Series audio and audio/video systems), can also work as access control devices (the latest panels of 4212 range, that includes also the RFID technology, allow for each apartment/user to record one or more access code and/or one or more proximity key in order to open the door. This range of panels has also the logging function on serial output) and include other functions such as speech board (a voice guidance helps you through the calls progress) or messages on the display or the repertory name facility ("R" version digital panels allow you to search for the name you wish to call through their special search buttons).

The programming of these digital panels can be done both through their keypad and through a PC (using a programming software and a cable).

Indoor units can be selected from a large range of intercoms and videophones for VX2200 digital system, including the 900, 3000, 5000, 3600, 6000 and Kristallo Series.

Videx VX2200 digital system is continually expanding and updating, among the new units for this system you can find the KRISTALLO Series with the latest Art.KRV778 which is a Hands Free videomonitor using 7" full colour active matrix LCD display with OSD and capacitive touch sensitive buttons or the latest models Art.6072 and 6272 from the low cost, easy to use, compact and minimalistic design 6000 Series.

Also, a complete range of accessories is available for the VX2200 digital system such as: digital concierge ( which allows to handle all calls externally, alarms and the intercommunication among indoor stations), extension sounder ( that extends the area within the melody tone of the call can be heard), Bus relay ( to activate services related to an alarm or a specific call), telephone interface (to answer the call through the phone) and the new block exchanger Art. 2206N which allows to carry out installations up to 1000 users/ apartments with one entrance or with main and secondary entrances (in this case you can connect up to 180 users to each secondary entrance/block , not exceeding the total number of 1000 users), secondary entrances can work simultaneously as separate installations.

Among all the solutions that Videx VX2200 system offers, it is also possible to carry out low cost intercom systems without digital concierges, up to 255 apartments, by using 3000 Series intercoms (Art. 3161B and 3162B).

If you use a 900 series unit you cannot install in the same system indoor units from other series, while units from 3000 Series (316X items excluded), 3600, 5000, 6000 and Kristallo Series can be mixed in the same system.

### **MAIN SPECIFICATIONS:**

- Ease of installation.
- Ease of programming (through front panel keypad or PC).
- "2 wire" common bus for intercom systems, "6 wire" for videophone systems with centralized power supply.
- Excellent quality audio and video signals.
- Privacy of speech and lock release.
- Direct calling of up to 998 flats with intercoms/videophones (except 900 Series) and 2206N units (180 flats each 2206N) or up to 255 flats only with special intercoms Art. 3161B and 3162B.
- Multi level facility.
- Multi entrance facility (up to 10 entrances for each level).
- All peripherals are intelligent and can be connected directly to the bus.
- Back up battery facility.
- Digital Front Panel with numerical keypad and display with the ability for all users to have their own unique access code. The access code can have up to six digits and is blind to onlookers.
- Functional panel interface available.
- Digital concierge facility.



## Digital System "Two wire" BUS audio - "Six wire" BUS video

### MAIN COMPONENTS

#### Art. VX4202, 4202V, 4202R, 4202RV - Digital Front Panels

4000 Series modules are available in both audio and audio/video and are built into double 4000 Series modules and have numeric keypads and 8 alpha buttons (VX4202, 4202V) or a numeric keypad with 3 "Repertory Names" navigation buttons (VX4202R, 4202RV), 2 x 16 character LCD display and speaker unit. Using the VX2207 programming kit which includes software and a connection cable the digital front panels can be fully programmed using a PC.

All digital panels are able to store up to 1000 user's data, so the same apartment can be associated with more users (i.e. a professional user can be stored two times in the panel's memory: once with the name of his company and once with his name personal). For each panel version, the optional speech board can be requested: the visitor is assisted by vocal messages during call operations (available languages English, Portuguese, Croatian - other languages available on request for 3 panels as minimum order).

These units will work with the 900, 3000, 3600, 5000, 6000 and Kristallo Series intercom and videophones and with the low cost Art. 3161B/3162B intercoms.

4000 Series digital panels are available in stainless steel (/S) or anodized aluminium (/A).

#### Art. 4212V, 4212RV, 4212V/F, 4212RV/F, 4212V/SA, 4212RV/SA - Digital Front Panels

4000 Series Vandal resistant range (front plate in brushed stainless with 2mm thickness) digital call panel for Videx VX 2200 digital systems (2 wire BUS audio, 6 wire BUS video). This panel is compatible with the 4000 Series modular system and has the size of two 4000 Series modules.

Complementing all digital door panels manufactured by Videx is the ability for all users to have their own unique access code (each apartment can have more than one access code). The access code can have up to six digits and is blind to onlookers. Also, integrated into the panel is a proximity reader enabling allowing a number of proximity fobs to be stored and used individually or in combination with the access code to enter the building. In addition to the speaker unit functions, the panel includes a 128 x 64 pixel graphical LCD display blue back lit (to provide visual and text messages in multiple languages guiding a visitor through the panel operation) plus a keypad with 18 blue back lit buttons 6 of which are alpha buttons (A..F), 10 are numeric buttons (0..9) plus "ENTER" and "CLEAR" buttons. The tenants can be called by dialling the relevant apartment code. To complement the visual messages provided from the display, the panel has the speech board facility (optional chip installation) to supply audio messages concerning the system operation. The built-in camera is a colour CCD wide angle day/night camera with IR illumination LED's (the day/night camera provides the best quality of view in any light condition and the wide angle camera provides a viewing angle of 170 degrees). The camera can be set to work with composite video signal (coax cable) or balanced video signal (one twisted pair). Interfaces include a Wiegand output (for systems based on this interface) plus two serial interfaces (USB and RS-485) both allow for programming and event logging. The programming menu and the setup menu are protected by two passwords with different login levels (the engineer password that grants full access and the system administrator password that is limited to some specific settings) while if you operate from a PC an "Engineer's Password" is requested to program the unit. A "Trade Code" function is available (for periodic visitors) enabled by the specific input or by programmable time band and "Direct Call Mode" for small installations (up to 10 apartments).

The memory capacity allows to store up to 998 users data, up to 2800 access codes, up to 2800 proximity keys and up to 4000 events. The front panel finish is brushed stainless steel while the frame finishes are the standard offered in the 4000 Series.

#### Art. VX4203-0,1,2 - Speaker unit module with functional/Digital Interface

This unit is built into a single 4000 Series module, it includes the speaker and interfaces to the digital bus. Up to 64 push buttons can be added to the interface using the Art. 4842, 4843, 4844, 4845 etc (the 4203 is available with either 1 button, 2 buttons or no buttons).

#### Art. VX4283-0,1,1D - Speaker unit module with functional/Digital Interface and built-in camera

The 4283 unit is an intelligent front panel based on a "6 wire" BUS intercom system that enables the connection of traditional push buttons. This unit is housed in a single 4000 Series module and incorporates the functional interface connections from functional to digital bus, the speaker module with 0, 1 or 2 call buttons also includes a high quality CCD Camera and infrared illumination LED's. In addition to conventional acoustic signals, the 4283 speaker unit gives visual indication relevant to the system operation by the 4 LED's on the front panel. For each version (0, 1 or 2 buttons) there are 2 models available with the following camera options: colour Day/Night or colour Day/Night with Wide Angle camera.

In the first model the built-in camera has horizontal & vertical adjustment of 10 degrees while with the Wide Angle the camera is fixed but the field of view is 170 degrees.

The camera can be set to work with composite video signal (coax cable) or balanced video signal (one twisted pair). Available in all the 4000 Series finishes. This device enables the connection of up to 32 functional push buttons using standard 4000 Series extension module panels Art. 4842, 4843, 4844, 4845 and relevant double button version 4842D, 4843D, 4844D and 4845D. The 4283 can work with any intercom and videophone available for the VX2200 from 900, 3000, 3600, 5000, 6000 and Kristallo Series range.

To order the Wide Angle camera add "/wide" to the code.

#### Art. VR4KAM2W-0,1,2,3 - Speaker unit module with functional/Digital Interface vandal resistant line

The VR4KAM2W is a 4000 Series digital 'two wire' vandal resistant speaker module which has been specifically developed for the Videx VX2200 (two wire audio and six wire video) bus systems. This module offers the same features as the VR4KAM with the addition of being able to connect up to 23 individual buttons using the vandal resistant VR4KBM button expansion modules.

## Digital System "Two wire" BUS audio - "Six wire" BUS video

### Art. 8202, 8202R Digital Front Panels

Same features and operation as in the 4000 Series panels but only audio version (for video systems the panel must be combined with a 8000 Series camera module). These units are built into a double 8000 Series module (stainless steel/S or aluminium/A) and have numeric keypads and 8 alpha buttons (8202) or a numeric keypad with 3 "Repertory Names" navigation buttons (8202R), 2 x 16 character LCD display and speaker unit.

### Art. 8203-0,1,2 - Speaker unit module with functional/Digital Interface

This unit is built into a single 8000 Series module, it includes the speaker and interfaces to the digital bus. Up to 64 push buttons can be added to the interface using the Art. 8843, 8844, 8845 etc (The 8203 is available with either 1 button, 2 buttons or no buttons).

### Art. VX2204-1, Art. 2204N - 4 way (optional) Isolation Board

This unit isolates the telephones from the main bus preventing a single telephone from compromising the system. One PCB is required for every four handsets.

### Art. VX2206 - Digital BUS Exchanger

For use with two level systems enabling more than one speech path (One per internal block). For videophone systems is required the VX2206/V.

### Art. 2206N - Block exchanger for audio/video door entry systems.

The Art. 2206N has been developed from the Art. 2206A and 2206V (BUS exchange devices) to give greater system flexibility in one and two level system design and permits far longer cable runs. The 2206N can be used to distribute the system BUS or used where the installation is greater than 180 apartments. The 2206N allows multiple speech paths on two level systems or on installations with a main digital entrance panel and a number of digital or functional secondary block or sub entrances with up-to 998 apartments. This module can also be used on installations where the existing cable cross section is found to be too small.

*Note: main door stations used with Art. 2206N must be digital panels (8202 or 4202 and related versions) with firmware release 5.0 or later.*

### Art. VX2210A-1/A - Digital Concierge Unit for intercom systems

The VX2210 allows the operator to handle and to transfer the calls from and to the users. Depending on the selected operating mode (day-night-off), it is possible to carry out different functions from the concierge. For videophone systems, it is necessary to use VX2210-1/V (As VX2210-1/A with additional flat screen monitor). An RS232 input to a PC is also available.

### Art. 2211

The Art.2211 is a digital intercom for VX2200 digital system ("2 Wire" BUS audio, "6 Wire" BUS video). The circuitry includes the same components of the Art.3171B so there are the "door open" & "service" buttons, the electronic call tone (main and local) with 3 adjustable volume levels, the 8 way dip-switch bank to set the intercom address, the board with 6 connection terminals and the VR1 trimmed to adjust the microphone volume.

Art.2211 allows to operate concierge functions that may be enough for a system having a little number of users.

### Art. 2280-1

"2 wire" Bus INTERFACE

The Art. 2280-1 enables the connection of the VIDEX Telephone Interface (Art. 280N1) or the VIDEX PABX interface (Art. 275/2W) or the VIDEX apartment station (Art. 500MM) onto the VX2200 system "2 wire" Bus. Please, see "Telephone Systems" in this catalogue.

### Art. 3161B - Intercom

Low cost intelligent intercom with electronic call tone (3 level volume), "door open" and "service" push buttons. It has a reduced number of features than the 3171B (see VX2200 section). Local bell input (requires an additional wire).

### Art. 3171B, 3172, 3176 - Intercoms

Intelligent Intercom with electronic call tone (3 level volume), "door open" and "service" push buttons.

Programmable melody and number of rings. Plus "privacy ON-OFF" switch Art. 3172. Plus "timed privacy ON-OFF" push button, "door open" LED and "privacy on" LED, Art. 3176.

### Art. 5178 - Intercom

Intelligent voice switched hands free intercom with buttons to control "answer/end conversation", "door open" (programmable duration), "privacy on/off" (programmable duration) and "service" button. In addition there are 4 LED's to indicate the status of "answer/end conversation", "door open/closed", "privacy on/off" and auxiliary "service" status. Call tone and loudspeaker volume controls are also incorporated on this model.

## Digital System "Two wire" BUS audio - "Six wire" BUS video

### Art. VR5178 - Intercom

Same features of Art. 5178 but vandal resistant version: the "service" button that is missing, is replaced by the "privacy" button that works also as "service" button. Adjustments and programmable functions are the same but are carried out in a different way. Vandal resistant version is for flush mount. This version is made from a brushed stainless steel plate, 2.5mm thickness, to which, in the back side, is secured the intercom circuitry. The intercom includes the flush mounting box comprised of fixing screws.

### Art. KRA78 - Intercom

Flush mount hands free audio intercom. All buttons use capacitive touch sensor technology, 4 of these buttons have multiple direct functions such as "answer/end conversation/recall/simplex conversation", "door open", "privacy/call reject/programming menu access" (programmable duration) and "service" button. 3 LED's give visual indication of operations while the other 5 buttons allow navigation of the programming menu's and the setting of volumes.

It is possible to program the melody (9 available), the number of rings (max 9) and the privacy service duration (max 20 hours). Also includes a local bell function.

Available in black (add to the product code "/B") or white (add to the product code "/W") finishes.

### Art. KRA76 - Intercom

As Art.KRA78 but surface mount version with telephone handset.

### Art. 3471 - Videophone

Videophone, for coax and non coax video systems, using a 3.5" LCD TFT colour monitor, with "door open" and "camera recall" push buttons plus 3 service buttons and an "ON" LED. Programmable melody and number of rings. Controls: 3 levels of call tone volume (both main and local), contrast and brightness.

### Art. 3476 - Videophone

As Art. 3471 but with 2 service push buttons plus electronic "ON-OFF" timed privacy push button, "DOOR OPEN" and "PRIVACY ON" LED's.

### Art. 3676 - Videophone

Videophone using 3.5" full colour active matrix LCD monitor for VX2200 digital video door entry systems using composite (coax cable) or balanced (twisted pair) video signal. Including 3 buttons "camera recall", "door-open/concierge-call", "privacy/service" plus 3 LED's\* for visual indication of all functions. Adjustments & programmable options: call tone volume on 3 levels (low, medium, high), picture brightness and hue, call tone melody, number of rings, video mode, privacy duration and address.

Also includes a local bell function and extension sounder output.

The Art. 3676 is surface mount and requires the Art. 5980 connection board and wall mounting plate. Except for the service button, all other connections are the same as the Art. 5478 or SL5478N 5000 Series videophones but doesn't require a permanent 12V.

### Art. 3678 - Videophone

"High End" Videophone (with hands free facility) using 3.5" full colour active matrix LCD OSD monitor for VX2200 digital video door entry systems using composite (coax cable) or balanced (twisted pair) video signal. Including 3 buttons "door-open/concierge-call", "answer/camera recall/push to talk", "privacy/call reject/service" plus 3 LED's\* for visual indication of all functions. Adjustments & programmable options (through OSD menu): loudspeaker volume, call tone volume, picture contrast, brightness and hue, privacy duration, call tone melody, number of rings. Address and video mode are programmable through 2 dip-switch banks. Also includes a local bell function.

The Art. 3678 is surface mount and requires the Art. 5980 connection board and wall mounting plate. Except for the service button, all other connections are the same as the Art. 5478 or SL5478N 5000 Series videophones.

### Art. SL5478N - Video monitor

Hands free video monitor using 3.5" full colour active matrix LCD monitor, with "door open/concierge call", "answer/camera recall", "privacy on/off" buttons all with LED\* indication and 3 additional service buttons.

Controls: loudspeaker volume, call tone volume, picture brightness and hue.

Programmable number of rings, melody, privacy duration and video mode.

Electronic call tone generated by the unit plus active low inputs for local bell and alarm.

### Art. VR5478 - Video monitor

Same features of Art. 5478 but VANDAL RESISTANT version. Programming and adjustments are carried out through a contextual OSD menu. Only for flush mount.

### Art. 6072 - Videophone

Surface mount videophone incorporating a 2.4" Hi-Res full colour active matrix LCD monitor, with "camera recall", "door open/concierge call", 2 "service" buttons plus 2 LED's\* one for generic use (door opening usually) and one to indicate privacy service enabled. Programmable settings: video mode (coax or balanced), melody and number of rings.

Adjustments: call tone volume (2 levels plus privacy position), microphone volume, picture hue, contrast and brightness.

## Digital System "Two wire" BUS audio - "Six wire" BUS video

### Art. 6272 - Videophone

Surface mount videophone incorporating a 3.5" Hi-Res full colour active matrix LCD monitor, with "camera recall", "door open/concierge call", 2 "service" buttons plus 2 LED's\* one for generic use (door opening usually) and one to indicate privacy service enabled. Programmable settings: video mode (coax or balanced), melody and number of rings.

Adjustments: call tone volume (2 levels plus privacy position), microphone volume, picture hue, contrast and brightness.

### Art. 6378 - Videophone

Surface mount hands free intelligent Videophone using 3.5" full colour active matrix LCD monitor for VX2300. Including 4 buttons "service", "privacy/bus relay activation", "door- open/intercommunicating call" and "camera recall" plus 3 LED's\* for visual indication of all functions. Adjustments & programmable options: call tone volume on 3 levels (low, medium, high), picture hue, brightness and contrast, call tone melody, number of rings, privacy duration and address. Also includes a local bell function.

### Art. KRV78 - Hands free video monitor

Flush mount hands free video monitor using 3.5" full colour active matrix LCD display with OSD (On Screen Display) for video door entry systems using composite (coax cable) or balanced (twisted pair) video signal. All buttons use capacitive touch sensor technology, 3 of these buttons have multiple direct functions such as "door-open/concierge-call", "answer/camera recall/simplex conversation" and "privacy/call reject/service/programming and adjustment menu access".

3 LED's give visual indication of operations while the other 5 buttons allow navigation of the programming menu's.

Programmable options: loudspeaker volume, call tone volume, picture contrast, brightness and hue, privacy duration, call tone melody, number of rings, address and video mode. Also includes a local bell function.

Available in black (add to the product code "/B") or white (add to the product code "/W") finishes.

### Art. KRV76 - Videophone

As Art. KRV78 but surface mounting version with handset for conventional use in addition to the hands free mode.

### Art. KRV778 - Hands free video monitor

Intelligent hands free video monitor using 7" TFT Hi Resolution colour monitor with OSD (On Screen Display) technology and 8 capacitive touch sensitive buttons for VX2200 digital system.

2 LED's\* give visual indication about door open and privacy service.

Recall and intercommunication call functions, privacy and secondary service, concierge call and alarm signal (if available), push to talk speech mode and temperature sensor.

Programmable options: loudspeaker and call tone volume, picture contrast, brightness and hue, date and time, privacy and secondary service time, temperature scale, call tone melody and number of rings, ID number, text and background colours.

*\*The operation of some LED's and the functions described may require additional cabling*

## ACCESSORIES

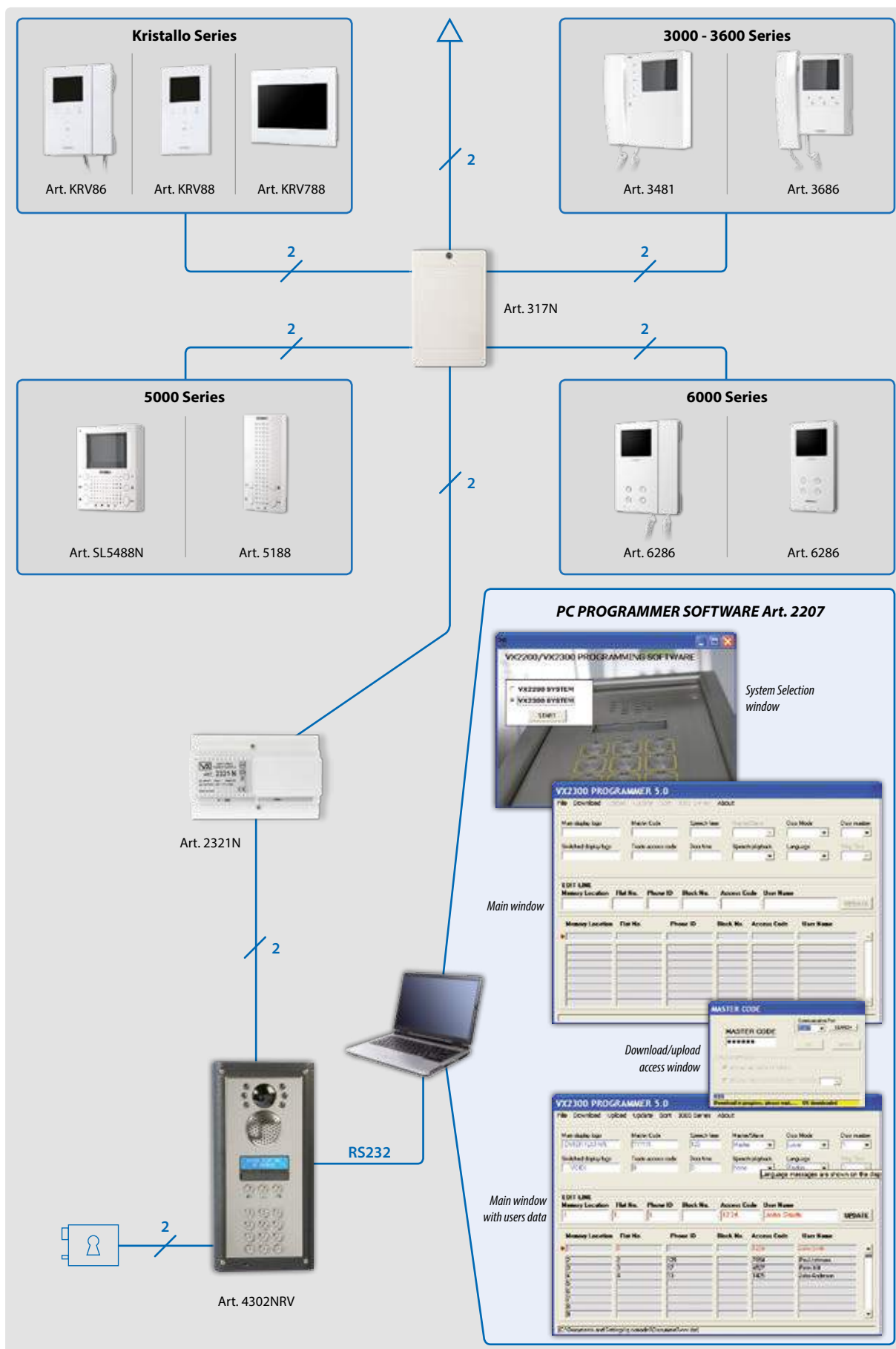
### Art. 2207 - PC interface cable and Programming Software

This kit enables the full programming of the Art. VX2202M, 2202MR, 2210-1, 4202, 4202V, 4202R, 4202RV, 8202, 8202R, 4302N, 4302NR, 4302NV, 4302NRV directly from a PC.

### Art. 2217 - PC interface cable and Concierge Software

This kit is for digital concierge 2210-1 and enables a pc to execute all concierge functions plus additional functions.





## Digital System "Two wire" BUS video

### **VX2300 DIGITAL SYSTEM**

Videx Vx2300 system is the latest digital system of the range which holds all the knowhow and expertise the company has gained in the field.

Thanks to the common bus, made of two non-polarized wires only, it is possible to carry out installations with one or more entrances on the same floor, or with main and secondary entrances on different floors (up to a maximum of 16 outdoor stations).

The outdoor stations specific for this system are those from the 4000 Series; this range includes both traditional speaker units with inbuilt functional to digital (for installations up to 64 users) and digital panels (suitable for systems with more than 64 users).

Traditional speaker unit modules with functional to digital allow to connect traditional call buttons (max 64) to the digital system, while digital panels, although they have the same size as two modules, can handle up to 800 apartments/1000 users.

Digital panels are available for both audio and video versions.

Digital panels, which allow to have small size outdoor stations, (2 modules for 4000 Series audio and audio/video systems), can also work as access control devices, (each apartment/user recorded in memory a unique code for "door open"), and other functions can give indications about the system working, such as speech board (a voice guidance helps you about the operations you are making), or messages on the display, or the repertory name facility ("R" version digital panels allow you to search for the name you wish to call through their special research buttons).

The programming of these digital panels can be done both through their keypad and through a PC (using a programming software and a cable).

Indoor units can be selected from a large range of intercoms and videophones for VX2300 digital system, that is 3000, 5000 Series and even the brand new 3600 Series.

Videx Vx2300 digital system is always expanding and updating, among the new units for this system you can find Art. 3686, a new colour videophone from the 3600 Series.

Also, a complete range of accessories are available for the VX2300 digital system such as: Bus relay (that works as a service relay in order to obtain up to 8 additional services or as sounder extension in order to connect external sounders for calls), bus amplifier (to extend the distance covered by the installation by amplifying the bus line), entrances switch Art. 2301N (to combine up to 4 entrances on the same floor, and up to 8 by using 2 units), block exchanger (which allows to carry out installations with main and secondary entrances) and interface for Art. 380 (which allows to answer the calls coming from the outdoor station with a normal phone).

### **MAIN FEATURES:**

- 2 wire none polarity conscious BUS
- Distance up to 50 meters using standard telephone cable and up to 200 meters using Videx supplied cable. (it is meant as the maximum distance between the power supply and the furthest outdoor station or videophone).
- Multiple entrance systems with up to 16 audiovideo door panels among main and secondary entrances (not exceeding a max number of 8 door panels on the same level).
- Digital or functional door panels.
- All digital door panels incorporate speech annunciation of call progress and error messages and the ability for all users to have their own unique access code. The access code can have up to six digits and is blind to onlookers (panels are programmable from PC or door panel).
- System size up to maximum 100 devices (intercom/videophone) for installations with main entrances only or 100 devices for each block for installations with main and secondary entrances (Max 8 block exchangers in the same system for a max total of 800 devices).
- Up to 4 devices (intercom/videophone) in the same apartment (the maximum device amount allowed must not be exceeded).
- Intercommunication allowed between devices within the same apartment or between devices in different apartments.
- Local door bell facility.
- Active video isolation splitter.
- Bus relay module for extra services (up to 8) or to connect to extension sounder.
- Telephone interface.
- Block exchanger for installations with main and secondary entrances.
- Bus booster.
- Electric lock or other devices powered from the door panel.

### MAIN COMPONENTS

#### Art. 4302NV, 4302NRV, 4302N, 4302NR - Digital Panels

Digital panels for the VX2300 are built into the 4000 Series modular frames (standard size 2 modules). The panels, in addition to the speaker unit, includes a 2 line x 16 character LCD display with back lighting, keypad illumination and have a 15 (panel with repertory name facility) or 18 push button keypad depending on panel version. Video versions include CCD camera and are complete with subject illumination infrared LED's (white light).

There are 2 models available with the following camera options: colour Day/Night or colour Day/Night with Wide Angle camera.

In the first model the built-in camera has horizontal & vertical adjustment of 10 degrees while with the Wide Angle the camera is fixed but the field of view is 170 degrees. The camera can be set to work with composite video signal (coax cable) or balanced video signal (one twisted pair).

To order the Wide Angle camera add "/wide" to the code.

Both audio and video panels have an input for external camera: in video panels it is possible to choose the main camera (the camera which sends the video signal while calling) the user can commute the picture to the other camera anyway. VX2300 digital door panels have speech annunciation of the calls progress and error messages to assist the visitor and incorporate a "coded access" facility for all users. All panels have a trade code plus a number of additional facilities, the "R" version door panels incorporate a name search facility.

All digital panels are able to store up to 1000 user's data, so the same apartment can be associated with more users (i.e. a professional user can be stored two times in the panel's memory: once with the name of his company and once with his name personal). For each panel version, the optional speech board can be requested: the visitor is assisted by vocal messages during call operations (available languages English, Portuguese, Croatian - other languages available on request for 3 panels as minimum order).

Front panel finishes are the same as for the standard 4000 Series modules: mirror stainless steel (standard), anodized aluminium and high polished brass.

#### Art. 4303N-0,1,2 - Speaker Unit with functional to digital interface module.

The Art. 4303N speaker unit can be used in place of digital door panels. The Art. 4303N is built into a single 4000 Series module and includes the digital interface allowing the connection of up to 64 individual push buttons using the standard 4000 Series button expansion modules (Art. 4842, 4843, 4844 or 4845). The Art. 4303N is available with 1 button, 2 button or no buttons. Front panel finishes are as per 4000 Series modular.

#### Art. 4330N - Camera Module

The Art. 4330N is housed in a single 4000 Series module. The built-in camera is CCD type with infrared illumination LED.

Are available in 2 models depending on the type of camera used: colour Day/Night or colour Day/Night Wide Angle cameras. In the first type the camera has an horizontal and vertical adjustment (10 degrees) while the Wide Angle camera type is fixed with a horizontal angle of 170 degrees.

The Art. 4330N has an external camera input that can be switched from a videophone connected to the system.

Front Panel finishes are as per 4000 Series modular.

#### Art. 317N - 4 way BUS distribution Box

The Art. 317N connects to the 2 wire BUS and allows 4 units (audio-intercoms or videophones) to be connected. One Art. 317N required for every 4 units connected on the system.

Should a fault occur on an audio-intercom or videophone the Art. 317N will isolate all 4 units connected to it with no detrimental effect to the remainder of the system. Art. 317N is housed in a wall mounting plastic box 70 x 110 x 30mm.

#### Art. 318

Art. 318 is a 2 ways passive line bus distributor, it can be used in smaller systems where the distance between the outdoor station and the furthest monitor is no more than 70mt. It is housed in a 50X60X20 mm plastic box which is for surface mounting.

#### Art. 2301N

Art. 2301N is the replacement for the Art. 2301/4 and 2301/8 entrance exchange units. The Art. 2301N will control 4 entrances (up to 8 entrances if 2 x Art. 2301N's are used). Each entrance can have its own video signal level set to cater for varying distances, the unit is housed in a 9 module DIN A type box and can be surface or DIN rail mounted.

#### Art. 2321N - Power Supply

Power supply for smaller systems with 1 door panel and a maximum of 20 audio-intercoms or videophones. The unit is housed in a 9 module DIN box which can be rail or wall mounted.

## Digital System "Two wire" BUS video

### Art. 2321/P - Power Supply

Power supply for use on larger systems with multiple entrances with up to 100 audiointercoms or videophones. The unit is housed in a 15 module DIN box which can be rail or wall mounted.

### Art. 2322

The Art. 2322 connects to the BUS of the VX2300 system and provides a +12Vdc source @ 100ma, which can be used to power ancillary devices without the need for additional power supplies eg: To power 4800 digital keypad or other ancillary devices.

### Art. 2305 - Bus Relay / Extension Sounder

The Art. 2305 has two built in relays and can be connected directly to the 2 wire BUS.

The unit has two modes of operation BUS Relay for ancillary devices or as an Extension Sounder. When used as a BUS Relay, the two relays are addressed individually from 1 to 8. To activate one of these relays a specified button on the audio-intercom or videophone must be operated the same number of times to correspond to the address value (1...8) of the required relay. When the unit is to be used as an Extension Sounder the address must be configured with the same address as the audio-intercom or videophone, these relays will be activated from an external call and can be used with an extension sounder such as the Art. 512E (PSU also required). The unit is housed in a 5 module DIN box which can be rail or wall mounted.

### Art. 2315

The Art. 2315 is a BUS booster device (requires a power supply) designed to amplify video / audio and data signals for use where existing cable has been identified as under sized for the distance to be covered.

NB. This product is not designed for use on new installations where correct cable size should always be used.

### Art. 2306

Art. 2306 is a block exchange unit, which is required when an installation has secondary entrances in addition to a main entrance into the complex. You can install up to 100 intercoms/videophones each block (max 8 blocks for a total amount of 800 devices). The unit is housed in a 9 module DIN A type box and can be surface or DIN bar mounted.

### Art. 2380

Art. 2380 allows to connect Art. 380 and Art. 275/2W interfaces to VX2300 digital system. Thanks to these interfaces you can use a normal telephone ( land line telephone or laptop ) as an intercom. The unit is housed in a 9 modules DIN A type plastic box , and it can be surface or DIN bar mounted.

### Art. 3181 - Intercom

An intelligent 2 wire intercom with "door open/intercommunicating call" button, "BUS Relay" button, "privacy ON-OFF" switch, "door open" and "privacy on" LED. The unit also has a 3 level call tone volume switch. Programmable privacy duration and intercommunicating mode.

### Art. 3183 - Intercom

Intelligent Intercom with "door open/intercommunicating call" push button (key), BUS relay (Art. 2305) activation button (dot), plus call tone volume control (3 levels). Programmable intercommunication mode.

### Art. 5188 - Intercom

Voice switched hands free intercom with buttons to control "answer/end conversation/recall/simplex conversation", "door open/intercommunicating call", "privacy on/off" (programmable duration) and "BUS relay control" (Art. 2305) button.

In addition there are 4 LED's to indicate the status of "answer/end conversation", "door open/closed", "privacy on/off" and programming status. Call tone and loudspeaker volume controls, through assigned buttons, are also incorporated on this model. In addition to programming required from the VX2300 digital system (address, extension address and intercommunication mode) it is possible to program the melody, the number of rings and the privacy service duration. Surface wall mount installation.

### Art. 3481 - Videophone

Intelligent videophone using a 3.5" LCD TFT colour monitor, with "door open/intercommunicating call", "camera recall", "bus relay control" and "privacy on-off" push buttons plus 1 service button (dry contact) and "door open" plus "privacy on" LED's. Programmable privacy duration. Controls: 3 levels of call tone volume (both main and local), contrast and brightness.



### Art. 3686 - Videophone

Videophone using 3.5" full colour active matrix LCD monitor for VX2300.

Including 3 buttons "camera recall", "door-open/intercommunicating call", "privacy/service" plus 3 LED's for visual indication of all functions. Adjustments & programmable options: call tone volume on 3 levels (low, medium, high), picture brightness and hue, call tone melody, number of rings, privacy duration and address.

Also includes a local bell function.

The Art. 3686 is surface mount and requires the Art. 5980 connection board and wall mounting plate.

### Art. SL5488N - Hands free video monitor

Hands free video monitor using 3.5" full colour active matrix LCD monitor, with "door open/concierge call", "answer/camera recall", "privacy on/off" buttons all with LED\* indication and 3 additional service buttons.

Controls: loudspeaker volume, call tone volume, picture brightness and hue. Programmable number of rings, melody, privacy duration and video mode. Electronic call tone generated by the unit plus active low inputs for local bell and alarm.

### Art. 6286 - Videophone

Surface mount videophone using 3.5" full colour active matrix LCD monitor for VX2300. Including 4 buttons "service", "privacy/bus relay activation", "door-open/intercommunicating call" and "camera recall" plus 3 LED's\* for visual indication of all functions. Adjustments & programmable options: call tone volume on 3 levels (low, medium, high), picture hue, brightness and contrast, call tone melody, number of rings, privacy duration and address. Also includes a local bell function.

### Art. 6388 - Hands free videophone

Surface mount hands free intelligent Videophone using 3.5" full colour active matrix LCD monitor for VX2300. Including 4 buttons "service", "privacy/bus relay activation", "door-open/intercommunicating call" and "camera recall" plus 3 LED's\* for visual indication of all functions. Adjustments & programmable options: call tone volume on 3 levels (low, medium, high), picture hue, brightness and contrast, call tone melody, number of rings, privacy duration and address. Also includes a local bell function.

### Art. KRV88 - Hands free video monitor

Flush mount intelligent Hands free video monitor for the VX2300 digital system using 3.5" OSD full colour active matrix LCD monitor, with touch sensitive buttons for "door open / service", "answer/camera recall", "privacy/bus relay" plus 5 navigation menu buttons and 3 LED's related to the videophone operation.

Additional features include a real time clock, a temperature sensor and a serial RS232 port for future integration with home automation systems.

### Art. KRV86 - Videophone

As Art. KRV88 but surface mounting version with handset for conventional use in addition to the hands free mode.

### Art. KRV788 - Hands free video monitor

Intelligent handsfree video monitor using 7" TFT Hi Resolution colour monitor with OSD (On Screen Display) technology and 8 capacitive touch sensitive buttons for VX2300 digital system.

2 LED's\* give visual indication about door open and privacy service.

Recall and intercommunication call functions, privacy and secondary service, concierge call and alarm signal (if available), push to talk speech mode and temperature sensor.

Programmable options: loudspeaker and call tone volume, picture contrast, brightness and hue, date and time, privacy and secondary service time, temperature scale, call tone melody and number of rings, ID number, text and background colours.

*\* The operation of some LED's and the functions described may require additional cabling*

## ACCESSORIES

### Art. 2207 - PC interface cable and Programming Software

This kit enables the full programming of the Art. VX2202M, 2202MR, 2210-1, 4202, 4202V, 4202R, 4202RV, 8202, 8202R, 4302N, 4302NR, 4302NV, 4302NRV directly from a PC.



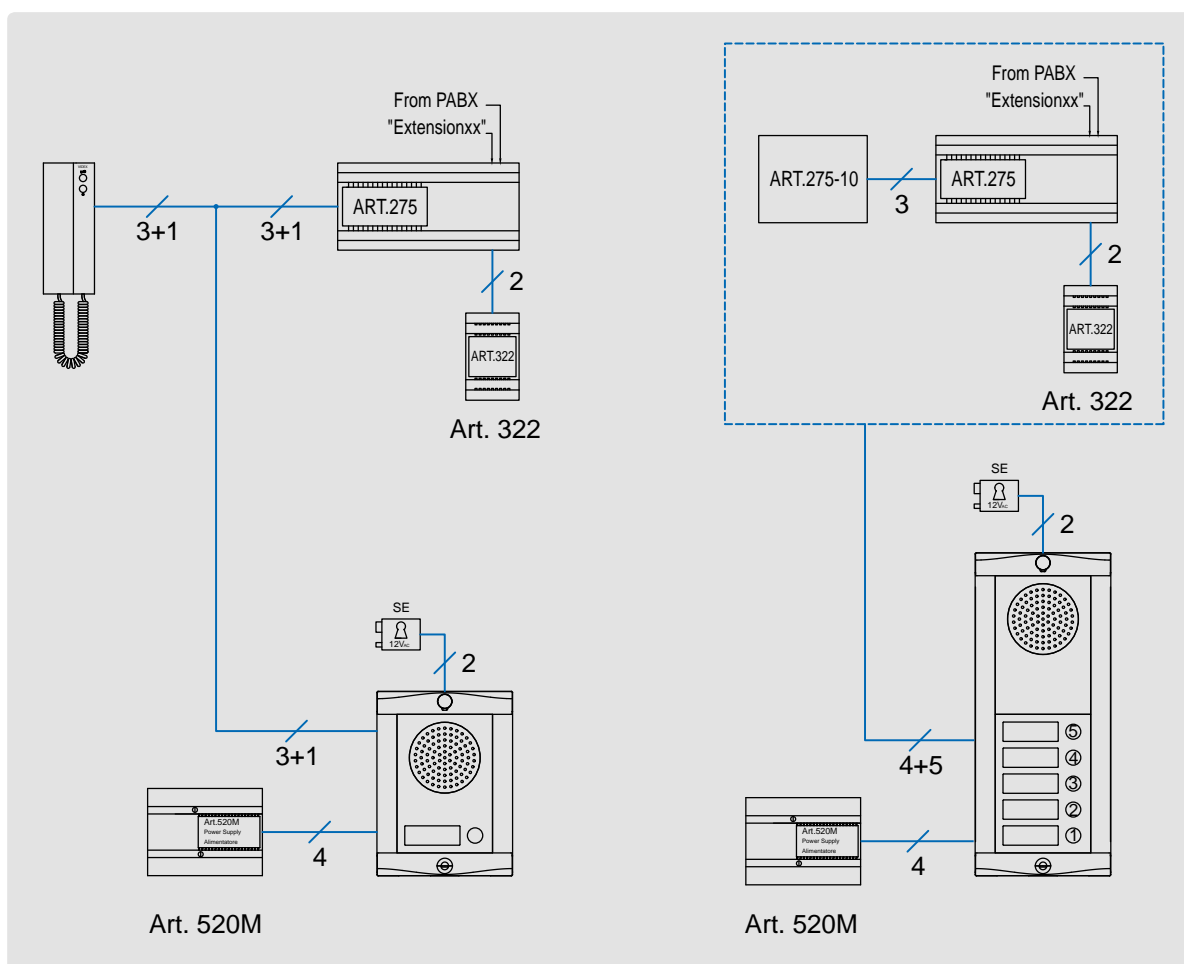
### Art. SWITCHBOARD INTERFACES

**275** The Art. 275 is an electronic device (in A type DIN box 8 modules) to interfacing a standard analogue PABX (telephone switchboard) to a 1 call button VIDEX Outdoor Station. The system must be connected (by using 2 wire telephone cable) directly to an unused PABX extension port; It enables you to answer a call from an outdoor station by using one or more telephones connected to a PABX (it depends on the programming of the PABX used) and open the relevant door.

The Art. 275 can be used in any VIDEX audio/video door entry system (in VX2200 and VX2300 systems are required additional interfaces).

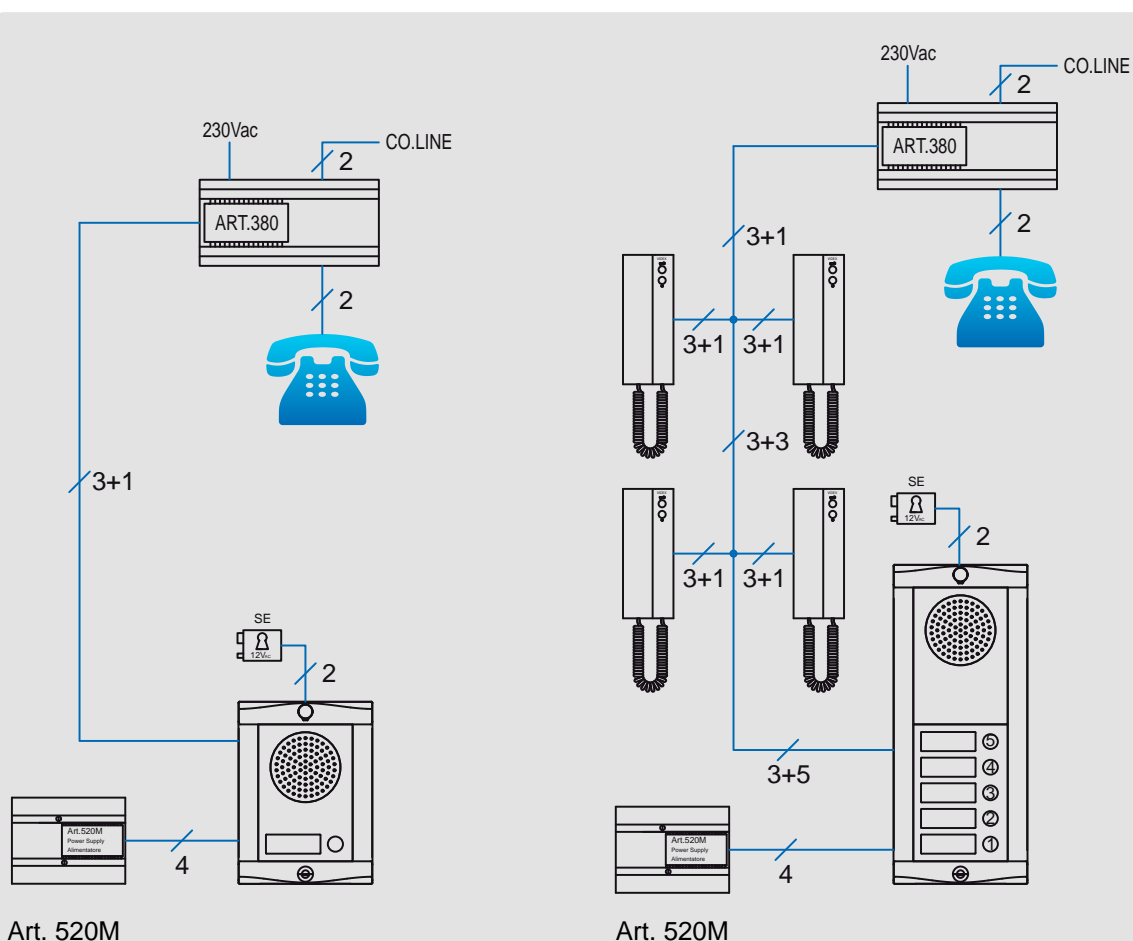
**275/10** The Art. 275-10 is a call expander board for the Art. 275. When this board it is used, it is possible to connect to the Art. 275 a door panel with up to 10 call buttons. Each button can call a single extension for a maximum of 10.

**275/2W** As Art. 275 but specific version for VX2200 and VX2300 digital systems.



**Art. TELEPHONE INTERFACES**

- 380** The 380 (in A type DIN box 9 modules) telephone interface enables a conventional telephone to be connected to a Videx audio or video door entry system. Thanks to the Art. 380, the telephone can work as a standard intercom (to answer calls coming from the outdoor station and open the door) and as a standard telephone (to receive and make calls from/to company line). In addition to the previous features, the Art. 380 allows activation from the telephone two additional relay outputs, allows diverting a door panel call to a pre-programmed telephone number or to a second telephone number if the first is busy etc. The telephone used can be tone or pulse dial, traditional or DECT cordless. The Art. 380 can be used in any VIDEX audio/video door entry system (in VX2200 and VX2300 systems are required additional interfaces).







## VIDEX ACCESS CONTROL SYSTEMS

Access control systems allow access or egress to all forms of premises, These include offices, apartments, schools etc., where controlled secure access is required.

The security level required will determine the type and operation of the system to be installed Videx offer 3 modes of operation for all access control products.

The systems fall into the following categories:

- Stand-alone devices.
- Stand alone devices with serial connection to main control unit.
- Serial devices controlled from a remote control unit.

Stand-alone devices only require a power supply and locking device, the control circuitry and "door open" relays (one or more depending on the model) are housed within the access control module. The user provides either an access code, proximity key fob or a fingerprint, if the data presented is correct, the relevant relay will be enabled and access gained.

Serial devices offer a higher level of security as they provide an interface through which the user operates the system, while the control circuitry, "door open" relays and power supplies are housed with the control unit which would be sited in a secure area. The user provides either, an access code, proximity key fob or finger print at the serial device interface, which transmits the data to the control unit, if the data is correct this will enable the relevant relay and allow access to be gained.

All Videx access control devices are programmable via a keyboard, on board switches or by PC via RS232 or USB serial connection.

Videx offer a wide range of access control products from a simple standalone codelock up to 4000 user 20 main doors and 99 internal door fob access system and a 1000 user 64 door networked systems employing combinations of coded access, fob access and fingerprint readers.

All access control can be integrated with the Videx range of audio and video door entry systems.



**Stand-alone digital codelocks** 106



**Serial digital codelocks** 111



**Proximity key readers** 113



**Finger print readers** 119



## STAND-ALONE DIGITAL CODE-LOCKS

Videx digital codelocks are manufactured from the highest quality materials, this guarantees high reliability and offers a wide range of models at competitive price / performance. All versions offer ease of installation and a user friendly "programming menu" this allows the user to store, by using a "discrete code" (up to 8 digits), one or more "access codes" and relay opening time and operating mode (the number of codes and relays depend on the code-lock model). The relays can be programmed to operate for a specified time or to be latched. Depending on the codelock version, they can have 1 or 2 input terminals to enable the relevant relay.

Stand-alone code-locks are available in a number of version: flush or surface mounting for 8000 Series and "4000 Series" modular systems (to combine with audio and video door entry systems) and in plastic version for internal use.

The different versions start from 1 relay with 1 access code to 3 relays with 3000 access codes. The relays are dry contact with C, NC and NO terminals (except the third relay in 3 relay version where only C and NO terminals are available).

All codelocks have protection that temporary disables the keypad each time a wrong code is entered: the disable time will increase each time two or more wrong codes are entered.

If higher security is required, VIDEX offer codelocks that use serial communication between the key pad and the remote "control unit" which houses the relay outputs.



## DIGITAL CODE-LOCKS UNIT COMPLETE WITH MOUNTING BOX

These are self-contained digital codelocks that require no additional accessories for their installation. These units are robust and very reliable. They are available for flush and surface mounting with front plates in stainless steel (add /S to the product code) or aluminium (add /A to the product code).

All codelocks include 2 relay outputs with C/NC/NO contacts, 2 relay command inputs and an illumination panel. Depending on the version of codelock, the number of access codes available range from a minimum of 2 to a maximum of 100.

Working Voltage: 12/24Vac/dc.

Working Temperature: -10 +50°C.

Relay contacts: 24Vac/dc 3A

Art.	DESCRIPTION
------	-------------

<b>VX800NF</b>	Codelock unit, 2 code/2 relay outputs, flush mounting.
----------------	--

<b>VX800NS</b>	Codelock unit, 2 code/2 relay output, surface mounting.
----------------	---

<b>VX900NF</b>	As VX800NF but with 100 codes.
----------------	--------------------------------

<b>VX900NS</b>	As VX800NS but with 100 codes.
----------------	--------------------------------



## LOW COST CODELOCK UNITS

These low cost codelocks offer an effective solution employing the latest technology with high quality and low cost. The installed codelocks do not require any additional parts or accessories as they are supplied complete, with the surface or flush mounting box depending on the version.

The front plate is available in two different finishes: aluminium gold anodized (add "/G" to the product code when ordering) or silver anodized (add "/A").

All versions have 1 access code (add "/9" to the product code to order 9 code version) and are equipped with key-pad illumination lamp, with a call button (marked by the symbol ) to operate an extension sounder Art. 512A and equipped with 1 relay with C/NC/NO terminals and 1 relay command input.

Working Voltage: 12/24Vac/dc.

Working Temperature: -10 +50°C.

Relay contacts: 24Vac/dc 3A

Art.	DESCRIPTION
------	-------------

<b>VX810N</b>	Codelock unit, 1 code, flush mounting.
---------------	--

<b>VX810NS</b>	Codelock unit, 1 code, surface mounting.
----------------	--





## LOW COST CODELOCK UNITS FOR INTERNAL USE

This range of codelocks provide an ideal solution where Access Control systems are for internal use (offices, laboratories etc.). The management circuitry is housed within the ABS codelock box and the keypad is of the tactile membrane type. The units are available for flush (requires a standard 503 back box not provided) or surface mounting. The colours available are dark grey for the surface version. With dark grey or white for the flush version. Flush versions can be ordered un-assembled to be painted (by the customer).

All versions are equipped with a relay having C/NC/NO terminals and two relay command inputs. Both relay command inputs operate the same relay, the first activates the relay as programmed (latching or timed) while the second alternates the relay state (latch).

Working Voltage: 12Vac/dc  
Working Temperature: -10 +50°C  
Relay contacts: 24Vac/dc 3A

Art.	DESCRIPTION
------	-------------

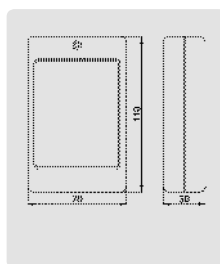
VX812	Codelock unit, 9 codes, 1 relay, surface mounting colour dark gray.
-------	---

VX814/W*	Codelock unit, 9 codes, 1 relay, flush mounting, colour white.
----------	--

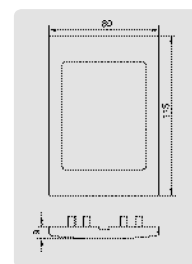
VX814/G*	Codelock unit, 9 codes, 1 relay, surface mounting, colour dark ray.
----------	---



Art. VX812  
Art. VX813



Art. VX814/G  
Art. VX815/G



\*Painting of different colours shall be made by the customer: in this case order the unassembled version of the article. For the installation is required a standard 503 flush mounting box (not provided).

## TWO ZONE LOW COST SELF CONTAINED ALARM SYSTEM

The two zone alarm is contained in the same size box as the low cost codelock units. With new firmware, the two zone alarm provides a basic low cost alarm offering ease of installation. The units are available for flush (requires a standard 503 back box not provided) or surface mounting.

Available colours are dark grey for surface versions and dark grey or white for flush versions. Flush version can be ordered un-assembled to allow painting for colour co-ordination (by the customer). The unit contains 1 relay with C/NC/NO contacts, 1 tamper switch and 1 "instant zone alarm input", 1 "delayed zone alarm input" (Timed entry and exit), 1 x 8 Ohms siren output. The unit employs a user friendly "Programming Menu" which allows the programming of up to 30 user defined access codes, duration of siren and relay activation from 1 to 99 minutes and timed exit/entry from 1 to 99 seconds. The alarm is ideal for use in stand alone applications ie, apartments, garages, sheds, stock rooms or as a caravan alarm system etc.

Working Voltage: 12Vac/dc  
Working Temperature: -10 +50°C  
Relay contacts: 24Vac/dc 3A

Art.	DESCRIPTION
------	-------------

VX813	Two zone alarm system, 30 codes, 1 relay, surface mounting colour dark grey.
-------	--

VX815/W*	Two zone alarm system, 30 codes, 1 relay, flush mounting colour white.
----------	--

VX815/G*	Two zone alarm system, 30 codes, 1 relay, flush mounting colour dark grey.
----------	--

## CODE-LOCKS MODULES FOR 8000 SERIES MODULAR SYSTEM

These units have been designed to compliment the "Series 8000" audio and video modules. The units are available in 2 or 3 relay versions, with 2 or 100 code options and with optional keypad illumination lamp. All versions have 2 command relay inputs. Front plates are available in stainless steel (suffix the product code with /S) or aluminium (suffix the product code with /A).

Working Voltage: 12/24Vac/dc 1 VA

Working Temperature: -10 +50°C

Relay contacts: 24Vac/dc 3A

Art.	DESCRIPTION
------	-------------

8800	Codelock module, 2 code/2 relay output.
------	---

8900	Codelock module, 100 code/2 relay out put.
------	--



Art. 8800  
Art. 8900

## CODELOCKS MODULES FOR 4000 SERIES MODULAR SYSTEM

These units have been designed to complement the 4000 Series audio and video modules.

Are available in 4 different models: 3 for the standard line and 1 for the vandal resistant line. The modules for the standard line have the same look but can be identified by the number of built-in relays and managed access codes.

The Art. 4801, having a serial RS-485 interface, offers the facility to be connected to the remote control units Art. VX1050 and Art.VX 1052. The programming of the modules can be carried out through the module keypad or, for the Art. 4801, through a pc software (Art. 4829 CD programming software plus connection cable).

Finishes as provided for 4000 Series modular system.

Working Voltage: 12/24Vac/dc 1 VA.

Working Temperature: -10 +50°C

Relay contacts: 24Vac/dc 3A

Art.	DESCRIPTION
------	-------------

4800	Codelock module 3 codes / 3 relays.
------	-------------------------------------

4801	Codelock module up to 3.000 codes / 2 relays (RS-485 facility).
------	---

4900	Codelock module 100 codes / 3 relays.
------	---------------------------------------

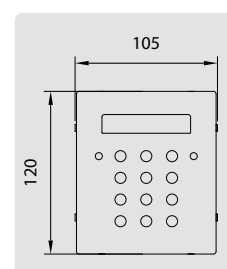
VR4KCLM	As Art. 4800 but vandal resistant line.
---------	---



Art. VR4KCLM



4800/A  
4801/A  
4900/A



## STANDALONE CODELOCKS "SLIM SERIES"

The "Slim Series" codelocks are designed to be installed where space is limited.

The body of the codelock is manufactured from one piece die cast aluminium, which greatly improves the codelock resistance to vandalism and misuse, giving increased reliability.

All models are for surface mounting and are available in two different finishes: nickel (order adding "/N" to the product code) or gold (order adding "/G").

The keypad has a dry contacts built-in relay (C, NC, NO), an active low input "push to exit" and can be supplied at 12Vac/dc.

9 codes can be stored by the codelock keypad.

Working voltage: 12Vac/dc

Working temperature: -10 +50°C

Relay contacts: 24Vac/dc 1A

Art.	DESCRIPTION
------	-------------

<b>VX1030/N</b>	Stand-alone codelock 9 codes/1 relay surface mount, nickel finish.
-----------------	--

<b>VX1030/G</b>	Stand-alone codelock 9 codes/1 relay surface mount, gold finish.
-----------------	--



## ACCESS CONTROL SYSTEMS USING SERIAL CODELOCKS

Serial codelocks offer a higher level of security against tampering than "stand-alone" codelocks.

The keypad is the input peripheral for the data which is processed by the remote sited control unit (normally installed in a secure area), to which the keypad is connected through a serial connection.

Greater security against tampering is achieved as the lock relays are housed within the remote sited control equipment.

The serial codelock units are powered from the control unit which houses the relays and stored access codes.

## SERIAL CODELOCKS "SLIM SERIES"

The "Slim Series" codelocks are designed to be installed where space is limited.

The body of the codelock is manufactured from one piece die cast aluminium, which greatly improves the codelocks resilience to vandalism and misuse, giving increased reliability.

All models are for surface mounting and are available in either a square or rounded shape, with two different finishes: nickel (order adding "/N" to the product code) or gold (order adding "/G").

These codelock units must be connected to one of the following Videx Central Control Units: VX1000B, VX1010-1 or VX1010-2, depending on how many user codes or relay outputs are required.

Working temperature: -10 +50°C.

Art.	DESCRIPTION
------	-------------

<b>VX1020/N</b>	Square shape, nickel colour.
-----------------	------------------------------

<b>VX1020/G</b>	Square shape, gold colour.
-----------------	----------------------------



## LOW COST SERIAL CODELOCKS

Having the same appearance as the "stand-alone" version, these are available for flush or surface mounting, with the front panels available in two different finishes: aluminium gold anodized (add "/G" to the product code when ordering) or aluminium silver anodized (add "/A" to the product code). Working temperature -10 +50°C.

Art.	DESCRIPTION
------	-------------

<b>VX1011</b>	Keypad module with serial connection compatible with the following Videx Control Units: VX1000, VX1000B, VX1010-1 or VX1010-2.
---------------	--

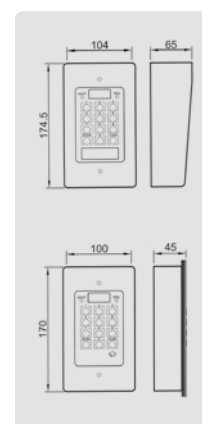
<b>VX1011S</b>	As above but surface mounting.
----------------	--------------------------------



Art. VX 1011/G



Art. VX 1011S/A



## SERIAL CODELOCK MODULES FOR 4000 SERIES MODULAR SYSTEM

These units have been designed to compliment the 4000 Series audio and video modules. The Art. 4801 can operate in stand-alone mode but having a serial RS-485 interface, offers the facility to be connected to the remote control units Art. VX1050 and Art. VX1052. Finishes as provided for 4000 Series modular system

Working Voltage: 12/24Vac/dc 1 VA

Working temperature: -10 +50°C.

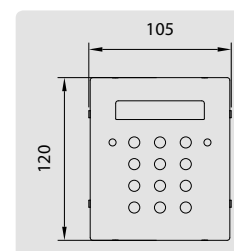
Relay contacts: 24Vac/dc 3A

Art.	DESCRIPTION
------	-------------

<b>4801</b>	Codelock module up to 3000 codes / 2 relays (RS-485 facility).
-------------	--



Art. 4801





## CONTROL UNITS FOR SERIAL CODELOCKS

All serial codelock units require a remote VIDEX control unit.

Control Units are identified by memory capacity (number of access codes that can be stored), the number of relay outputs (with C/NC/NO contacts) and the operating mode. The control unit is programmed via the keypad to which it is connected. The programming allows for the storage of access codes and the setting of the relay operating times.

Access to the programming menu is password (PIN) code protected (maximum 8 digits) and can be customized by the end user.

Serial connection between units uses 3 standard wires with a maximum distance of 600mts.

### Art. CONTROL UNIT FEATURES

**VX1010-1** Control Unit with door open/additional service function, with 1 access code, 1 relay output with the option to control up to 2 serial keypads in parallel using keypad types: VX1001, VX1011, VX1020 and VX1021.

Housed in a standard 5 module A type DIN box (87.50mm).

Working Voltage: 12/24Vac/dc 2VA max

Working temperature: -10 +50°C

**VX1010-2** Control Unit with door open/additional service function, with 9 access codes and 2 relay outputs. The unit will control up to 2 serial keypads in parallel, using keypad types: VX1001, VX1011, VX1020 and VX1021.

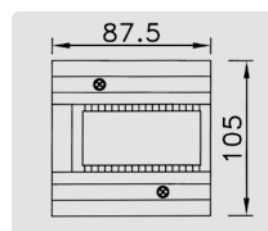
Housed in a standard 5 module A type DIN box (87.50mm).

Working Voltage: 12/24Vac/dc 2VA max

Working temperature: -10 +50°C



Art. VX1010-2



## ACCESS CONTROL SYSTEMS USING PROXIMITY KEY READERS

"VproX" control units are available in five different sizes, allowing greater flexibility in the design and implementation of access control systems. A system will include a control unit, one or more key reader, power supply and as many proximity keys as required. VproX" access control systems can be used from 1 door 20 user installation up to 20 main doors and 99 apartment doors with 4000 users.

### Art. PROXIMITY KEYS

All proximity keys use a 32 bit code (with over 4 billion combinations) and are available in two different formats: card and tags.

**VX955/C** Proximity key built into a PVC card, badge size (ISO standard 85,6x54x0,76). colour: gloss white, compatible for silk screen printing. 32 bit code and a reading distance up to 50mm (using Videx readers).

**VX955/T** Proximity key built into a plastic key-holder (fob), diameter 36mm and thickness 5mm. colour: grey, with Videx logo. 32 bit code and reading distance up to 20mm (using Videx readers).

Art. VX955/C



Art. VX955/T

## PROXIMITY KEY READER UNITS

VIDEX produce a wide range of proximity key readers to meet all installation and market requirements. The range includes: surface mounting readers in plastic or metal housings, flush mounting readers, reader modules for 8000 Series and "4000 Series" modular systems and reader modules for installation on third party products.

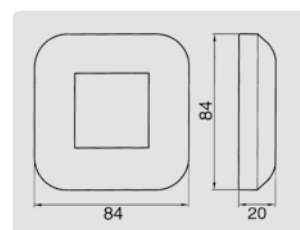
### Art. DESCRIPTION

#### **849Z** Proximity key reader for VIDEX 32bit coded keys.

The circuitry is housed in a die-cast aluminium alloy enclosure (compact and robust) with a polycarbonate window for the key reading area. The maximum reading distance is between 20 to 50mm depending on the key type used. The unit gives visual (tri coloured LED in reader window) and audible signals (internal buzzer) of operation. Connection from the reader to the "VproX" control unit requires a 5 wire cable for a maximum distance of 200 meters.

The Art. 849Z is available in two different finishes: pearl nickel (to order add "/N" to the product code) or dark grey (to order add "/G") The key reader is supplied from the control unit and is provided with a hidden fixing plate for surface mounting and a 3mts 5 core cable.

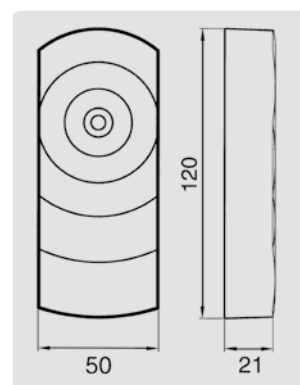

Working temperature: -10 +50°C



### Art. SURFACE MOUNTING READERS

#### **849P** The 849P is housed in an impact resistant ABS plastic housing and has the same features as the 849Z. The units are available in two colours: white (to order add "/W" to the product code) or dark grey (add "/G" to the product code).

Working temperature: -10 +50°C



## Art. FLUSH MOUNTING READERS

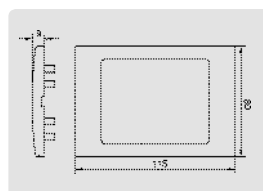
**849F\*** Proximity key reader having the same features as Art. 849 but using flush mounting support. The support (made from impact resistant ABS plastic) is available in 2 different colours: white and dark grey (when ordering add suffix /W for white or /G for dark grey). The installation requires a standard 503 flush mounting box (not provided).

Working temperature: -10 +50°C

*\*Painting of different colours shall be made by the customer: in this case order the unassembled version of the article.*



Art. 849F



## Art. PANEL MOUNTING UNIT

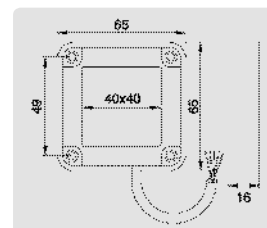
**VP/PM** Proximity key reader head for panel mounting (or other third party support mounting), with polycarbonate window (40x40mm), protection box (55x55mm) and 35cm connection cable. Same features and operation of other models.

4 fixing holes as shown in the drawing.

Working temperature -10 +50°C



Art. VP/PM



## Art. READERS FOR 8000SERIES MODULAR SYSTEMS

**8849** Videx proximity reader built in to a "Series 8000" module. Having the same features as the above models. This unit combines a polycarbonate reader window with stainless steel or aluminium frame (when ordering add a suffix "/S" for stainless steel or "/A" for aluminium).

Working temperature -10 +50°C



Art. 8849

## Art. READERS FOR 4000 SERIES MODULAR SYSTEM

- 4849** Videx proximity reader built in to a 4000 Series module. Having the same features as the above models. This unit combines a polycarbonate reader window. Finishes as provided for 4000 Series modular system.  
Working temperature -10 +50°C

**VR4KVPM** As Art. 4849 but vandal resistant line

## STAND ALONE READERS FOR 4000 SERIES MODULAR SYSTEM

The 4000 Series is continuously undergoing enhancements and improvement to current modules and introducing new modules to complement the range. Two new stand-alone proximity key reader modules have been added to the range.

The appearance of these new modules is the same as the Art. 4849 but include a dry contact changeover relay. The readers are available in two versions 100 and 1000 user. The 1000 user (Art. 4850/P) has an RS-232 and RS-485 serial interface included and can be used standalone (Self contained) or as part of a network. Programming of both units is carried out using the 4 buttons on the rear of the modules or additionally through a PC or the network for the Art. 4850/P. Finishes as provided for 4000 Series modular system.

Working Voltage: 12/24Vac/dc 1 VA

Working temperature: -10 +50°C

Relay contacts: 24Vac/dc 3A

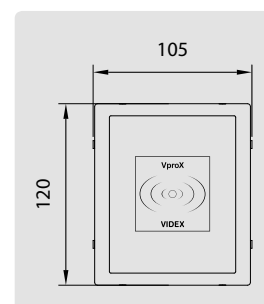
## Art. READERS FOR 4000 SERIES MODULAR SYSTEM

- 4850** Stand-alone proximity key reader module with 1 relay, 100 users.

**4850/P** Stand-alone proximity key reader module with 1 relay, 1000 users RS-232 for programming, RS-485 serial interfaces which allows connection to remote control units Art. VX1050 and Art. VX1052.



Art. 4849/A  
Art. 4850/A  
Art. 4850/P/A





## CONTROL UNITS FOR PROXIMITY KEY READERS

Videx proximity readers are managed by one of the "VproX" control units. The range offers various models from a basic unit that controls a single access point, to the more sophisticated, that have multi-access control and advanced features of programming/management of "events and reports". All devices operate autonomously, so they do not need a fixed connection with a Personal Computer. Various system functions and programming features are accessible by using the switches and keyboards of the control units, while the most advanced system (VproX-1000 and 4000) can be controlled "on line" by a PC using special Videx software "VP4000". All control units in the range include an internal key reader and the option to have up to 2 external reader units (in parallel) on each door. Relay outputs have NC/NO contacts, 5Amps-24Vac/dc max. Connection to the "VproX" reader unit requires a minimum of 5 core cable (for serial communication) with a maximum distance of 200mts.

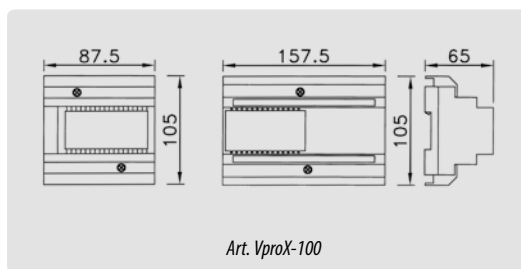
### Art. CONTROL UNIT CONTROL FEATURES

**VproX-20** Control unit for 1 door and 20 proximity keys. Programming, deleting and testing of a single key and 4 door opening time settings (from 2 to 10secs). Available in a plastic box, standard 5 module A type DIN box (87.50mm). Power required: 12Vac/dc 2VA max.

**VproX-100** Control unit for 2 doors and 100 proximity keys. 2 digits display and 4 function push buttons to gain access (by means of a "master code") for the programming, deleting and testing of a single key and to set the door opening time (from 1 to 99secs). Available in a plastic box, standard 9 module A type DIN box (157.50mm). Power required: 12Vac/dc 2VA max.

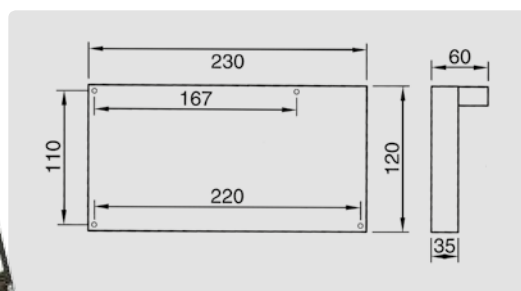


Art. VproX-20



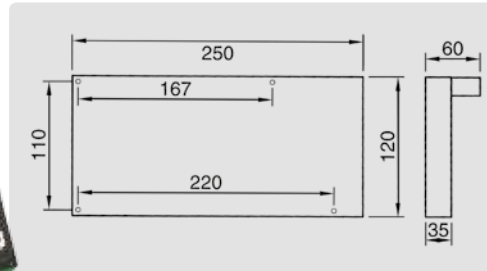
Art. VproX-100

**VproX-250** Control unit for 3 doors and 250 proximity keys. 4 digit display and 4x3 keypad to gain access (by means of a "master code") for the programming, deleting and testing of a single key, to set the door opening time (from 1 to 99secs) and the "time band" access (keys working time). Alarm relay with timed activation after 5 attempts of entering with a "not allowed" key. Real time /clock on board (with backup battery) and parallel port for an "on line" printer to report each entry. 2 removable "Socket Memory Eeprom" for the "main memory" and "back up memory" where all system data is contained. Power required: 12Vdc 4VA max.



Art. VproX - 250

**VproX-1000** Control unit for 4 main doors (Expanding up to 20), and up to 99 apartment doors (by adding the VproX-1000A unit for each door that requires to be controlled) and 1000 proximity keys. 2 x 16 chars LCD display and 4 x 4 keypad to gain access (by use of a "master code") for the programming, deleting and testing of a single key, to set the door opening times (from 1 to 255secs) and the 4 "time bands" (keys working time). Internal memory for the "event report" (up to 512), and a serial RS232 port for connection to a P.C. with special Videx software. Alarm relay with timed activation after 5 attempts of entering a "not allowed" key. Real time /clock on board (with backup battery) and 2 removable "Socket Memory Eeprom" for the "main memory" and "back up memory" where all system data is contained. Power required: 12Vdc 4VA max.



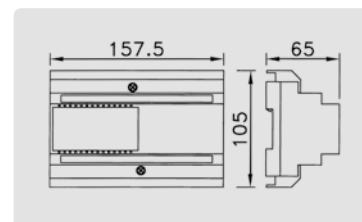
Art. VproX - 1000/4000

**VproX-4000** Includes all the functions of VproX-1000, plus the followings additional features:

- Memory capability up to 4000 keys
- Internal memory for the 'Event Report' now stores up to 2048 events
- 'Direct copy' function to copy the 'Main' memory module onto 'Backup' memory module
- Control of 'VproX-4000/DM' door monitoring device, to monitor the door status from the PC
- Fully compatible with the advanced PC software 'VP4000'.

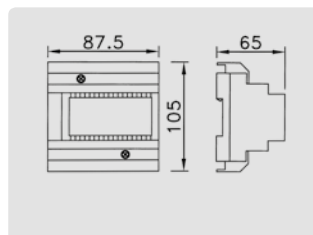
## Art. VPROX SYSTEM EXPANSION DEVICES

**VproX-1000A** Remote control unit for "VproX" proximity reader compatible with "VproX-1000/4000" system. This device allows for the further expansion to the 4 main doors included on the "VproX- 1000/4000" unit up to 20 (by adding one unit for each door) or to control the secondary apartment doors up to 100 (by adding one unit for each door). By using a minimum 3 core cable all the remote control units are connected in parallel on a serial BUS to the "VproX-1000/4000" control unit. Available in a plastic, standard 9 module A type DIN box (157.50mm) with 230Vac 20VA max power supply with the facility to connect a 12V – 2A backup battery.



Art. VproX - 1000A

**VproX-4000/DM** Door monitoring unit compatible with the VproX-4000 system. This device enables the monitoring of doors for either being open or closed. Four doors can be monitored by each unit. The information will be relayed to the VproX-4000 controller and from there on to the PC. The PC can then monitor the length of time a door is open and if necessary activate an alarm. This greatly improves the security level of the VproX-4000 system. It is possible to connect up to 5 door monitoring units in parallel (To control up to 20 doors max.) on the same serial BUS used by VproX- 1000/A sub units (Three wire bus). Available in a plastic, standard 5 module A type DIN box with 12Vdc 1VA max.



Art. VproX - 4000DM

## Art. MANAGEMENT SOFTWARE FOR VPROX CONTROL UNITS


**VP4000** VproX-1000/4000 Win Software - Special program for the Windows® environment to manage the "VproX-1000" and the VproX- 4000 controller units via a PC. The program incorporates user friendly menus with on line "help". When a database is created it is possible to associate the "user name" to each key stored in the memory and to have access to all configuration parameters. The software allows for the deletion or addition of keys and operates many other useful functions. It is also possible to download from the "VproX system the "event report" memory and to list its contents by name, key number or chronological date. If the PC program remains connected "on line", the screen will show the data of the last 5 entries with the photo ID of last user. The program is supplied on CD-ROM with a RS232 cable.

When used with the VproX-4000, the software has the following additional features:

- Door monitoring when using the VproX-4000/DM module.
- Make a note of a particular key so that you can be informed when it is next used.
- Assign credits to keys so that when all credits are used the key is disabled.

A different number of credits can be assigned to different doors.

- Program keys that will only operate once or that will expiry after a certain date.
- Reset the time and date on the VproX-4000 CPU to match the PC time and date.



VP4000-VproX-1000/4000 Win Software

## **STAND ALONE FINGER PRINT READERS**

To compliment the access control range of 4000 Series, Videx have introduced the BioAccess range of stand-alone finger print reader modules.

All versions have 3 dry contact changeover relays, RS-232 serial interface for PC connection, RS-485 serial interface for network connection to Videx remote control units Art. VX1050, Art. VX1052 and a WIEGAND interface for control units that support this standard.

Two types of finger print readers are available, thermal swipe and capacitive, both types are available in two versions with, 1000 or 3000 finger print memory.

All versions are programmable manually from the on board switches, by PC using programming kit Art. 4827 or through the network.

The Art. 4823 with 3000 fingerprint memory has a real time clock with battery back-up and an event log of 12,800 which can be accessed using a PC to download.

Finishes as provided for 4000 Series modular system

Working Voltage: 12/24Vac/dc 1 VA

Working temperature: -10 +50°C

Relay contacts: 24Vac/dc 3A

### **Art. CONTROL UNIT CONTROL FEATURES**

**4821C** Capacitive touch finger print reader with 3 relays, 1000 finger print memory.

**4823C** Capacitive touch finger print reader with 3 relays, 1000 finger print memory.



Art. 4821C/A  
Art. 4823C/A



## CONTROL UNITS FOR DEVICES ON RS-485 SERIAL BUS

All Videx access control modules with RS-485 serial connections (codelocks, proximity readers and finger print readers) can be connected to a network control unit VX1052 or remote relay unit VX1050.

The VX1050 control unit has 3 changeover relays with dry contacts and is used to replace the operation of the relays housed within the access control device. The user information is stored in the codelock, proximity reader or finger print reader device which is connected to the BUS, the device processes the access information provided by the user and if accepted transmits the information to the VX1050 control unit which enables the relevant relay. 32 devices (4801, 4850/P, 4821, 4823C and 4821C) can be connected to the VX1050 BUS to activate the same three relays.

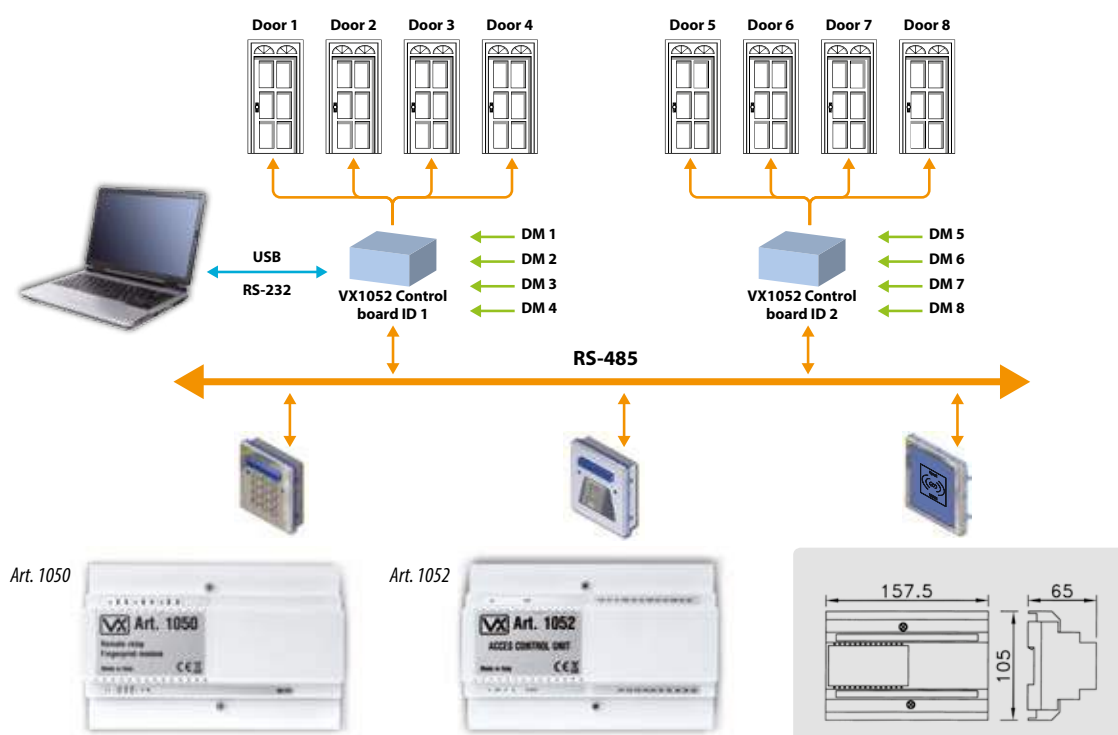
The VX1052 is a 4 door control unit. 16 VX1052 units can be connected to the same RS485 BUS allowing control of 64 doors (1 master VX1052 with the remaining units operating as slaves units). The unit includes door monitoring as standard and will store up to 3000 users with access privileges (authorized doors, time bands, expiry date and credits) and contact details (name, telephone No, e-mail etc.). The user information (except the contact information) is stored in all the VX1052 control units, the codelock, proximity reader or finger print reader device which is linked to the BUS through the VX1052, processes the access ID information provided by the user and transmits the information to the VX1052 control unit where the user ID is stored, if accepted the relevant relay will be enabled. 64 devices (4801, 4850/P, 4823C and 4821C) can be connected to the VX1052 BUS. The 1052 also includes door monitoring and push to exit button inputs for all doors.

A software kit Art. 1058 (software plus RS-232 cable) is available to program the VX1052 using a PC via RS-232 or USB (cable not supplied) serial connection and allow real time access time monitoring.

Art.	DESCRIPTION
------	-------------

<b>VX1050</b>	Control unit for Art. 4801, 4850/P, 4823C and 4821C, complete with 3 (24V ac/dc 3A max) dry contact changeover relays with 3 active low inputs for direct relay control, RS-232 and RS-485 serial interfaces. Power Supply: 12/24V ac/dc Power consumption: 100mA Working temperature: -10 to + 50°C
---------------	---

<b>VX1052</b>	Control unit for Art. 4801, 4850/P, 4823C and 4821C, complete with 4 (24V ac/dc 3A max) dry contact changeover relays with 4 active low inputs for direct relay control, 4 door monitoring inputs, 3000 user memory, 7000 event log memory, RS-232, RS-485 and USB serial interfaces. Power Supply: 12/24V ac/dc Power consumption: 100mA Working temperature: -10 to + 50°C
---------------	---



## RS-485 BUS CONTROL UNITS PC PROGRAMMING SOFTWARE

Two versions of RS-485 software are available.

The first provided with kits Art. 4827 and Art. 1057 allows programming of the Art. 4821, 4823 and 4823C finger print readers when directly connected to the PC using Art. 4827 or when linked to the BUS of the VX1050 using Art. 1057. The software also provides a log function when connected to the Art. 4823 or through VX1050.

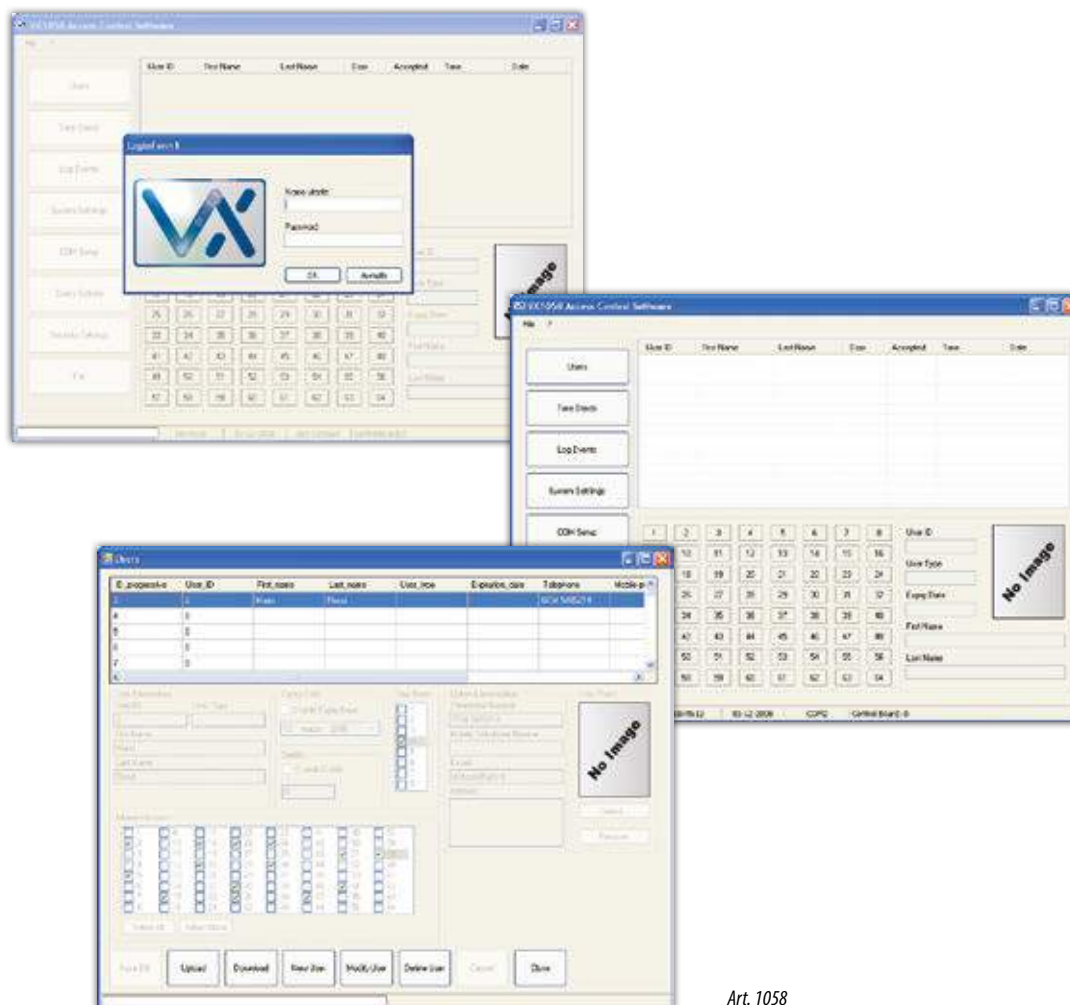
The second version provided with kit Art. 1058 allows the programming of control unit VX1052 and gives real time monitoring of all activities when connected to a PC.

Art.	DESCRIPTION
------	-------------

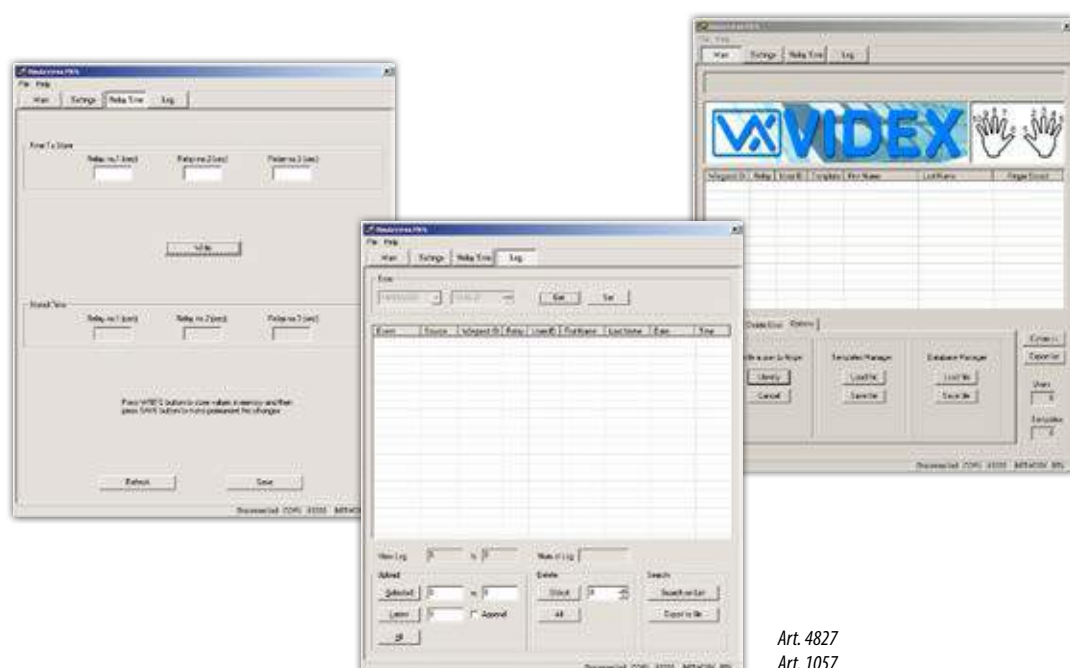
<b>4827</b>	RS-232 connection cable with Windows® programming software for Art. 4821C and 4823C. This software allows data to be stored in a PC file and in the memory of the finger print reader module. The name of each user can be stored on the PC and the same information as a numeric ID in the reader memory. One or more finger prints can be stored for each user and each finger print can be assigned to one of the 3 on board relays, each relay can be programmed individually with its own operating time. When the software (Art. 4827) is used with reader Art. 4823C, events log reading is available. The software kit can also be used with Art. 4828C (see accessories section) desk mount finger print reader.
-------------	---

<b>1057</b>	As Art. 4827 with a PC / RS-232 connection cable for use with VX1050 control unit. The software allows for all the above functions of the Art. 4827, when the finger print readers are linked to the RS-485 BUS of the VX1050 control unit.
-------------	---

<b>1058</b>	PC / RS-232 connection cable with Windows® programming software for use with VX1052 control unit. The software allows data to be stored in a PC file and in the memory of the VX1052. The software provides for the storing of up to 3000 users. Each user can have the following:- a user ID setting for each user, the users name, authorisation expiry date (if enabled), credits (if enabled), time zones, assignments to which doors can be accessed and additional information including photo ID, telephone numbers and e-mail address. The software also allows for the setting of time zones, door status monitoring (real time), event log of the last 7000 events, the setting of the individual opening time for each door connected to the system and the number of credits assigned to an individual or group of users.
-------------	---



Art. 1058



Art. 4827  
Art. 1057

The range of accessories includes optional components and equipment to assemble an audio or video entry systems.




## Audio-video door entry system accessories

<i>power supplies and transformers</i>	124
<i>video distributors</i>	125
<i>entrances switches and control units</i>	125
<i>enslavement relays</i>	126
<i>additional speakers</i>	126
<i>modulated tone generators</i>	126
<i>external ccd cameras</i>	126
<i>video signal converters</i>	127
<i>others</i>	127



## Access control accessories

<i>power supplies</i>	128
<i>db9 socket eprom memories</i>	128
<i>db9 socket eprom memories programmer</i>	128
<i>pc-keystore interface module</i>	128
<i>mini parallel printer</i>	128
<i>for finger print readers</i>	128






## Art. POWER SUPPLIES AND TRANSFORMERS

- 321** Transformer 230Vac input, 12Vac 1.3A output. With internal PTC protection; 15VA max. In a standard 3 modules A type DIN box (52.5 mm). For installation with outdoor station composed of 2 modules max.
- 322** Transformer as above but 18VA max.
- AMR2-12** Power Supply 230 Vac input, 12÷14Vdc 2A output. In a standard 2 modules A type DIN box (35mm).
- 520M** Power Supply 230 Vac input, 8 Vdc and 12Vdc 250mA max outputs and 13 Vac 18VA output. In a standard 8 modules A type DIN box (140 mm).
- 520MR** As Art. 520M with a built in enslavement releay with dry contacts.
- 520J** Power Supply as Art. 520 but with electronic impedance fitted for \two way intercom systems using Art. 524, 526, 926 or 3101 phones.
- 520V** Regulated power supply with mains voltage 230Vac 50/60Hz and outputs 12Vdc, 18Vdc and 13Vac.
- 521B** Power Supply unit for intercom systems with backup battery facility and ON/OFF control; Input 230Vac, Output 13.5Vdc 0.8A continuous (1A pulsed) and 13.5Vac 1.6A (pulsed). In a standard 9 modules A type DIN box (157.50 mm).
- 522** Transformer 230Vac input, 13 Vac 1.6A output. In a standard 5 modules A type DIN box (87.5 mm).



Art. 521B



Art. 850

- 850** Transformer 230Vac input, 13Vac 13VA and 24Vac 24VA outputs. It can supply up to two videophones in parallel. In a standard 5 modules A type DIN box (87.50 mm).
- 850K** Transformer 230-127Vac inputs, 24Vac 24VA output. Used for videokit. In a standard 5 modules A type DIN box (87.50 mm).
- 850KMV** Transformer As above plus 12Vdc 0,2A output for memory board powering. Is used on kits that include videophones with memory board.
- 893N1** Power Supply 230 Vac input, two 20Vdc 0,8A output ("+" and "+D" terminals). Both outputs are enabled by signals on command terminals "+C" or "-C". The Art. 893N1 is used as video system power supply on VIDEX digital systems (on which, in case of more entrances installation, is normally used the "+D" insulated output) while on VIDEX traditional video entry system it is normally used as additional power supply. In a standard 9 modules A type DIN box (157.5 mm).

## Art. VIDEO DISTRIBUTORS

- 891** Active Video Distributor, for coax systems, to amplify the video signal for use on systems with several risers. Video gain control, 1 input, 4 outputs. In a standard 5 modules A type DIN box (87.50 mm).
- 894** Video Distribution Box for systems using coax cable. Powered by the videophone (+12V) it has 1 input, 1 through output and 4 outputs on 75 Ohms. In a plastic case 110 x 70 x 30 mm.
- 894N** As Art. 894 but small form factor and with built in jumpers to adjust video line impedance (is not required the connection of external resistors). It is housed in a 50x60x20mm plastic box for surface mounting.
- 316** 4 Way video distributor for systems with balanced video signal ("4+1"). In white plastic ABS box 11x70x30mm surface mount.
- 316N** As Art. 316 but small form factor without terminals to connect "+" (plus) and "-" (minus) from videophones (is required an external connection of these terminals). It is housed in a 50X60X20 mm plastic box which is for surface mounting.
- 317N** Video Distribution Box specific for VX2300 digital system (4 output with gain adjust).
- 318** 2 ways passive line bus distributor for VX2300 system, it can be used in smaller systems where the distance between the outdoor station and the furthest monitor is not over 70 mt. It is housed in a 50X60X20 mm plastic box which is for surface mounting.



Art. 893N1



Art. 892



Art. 890N

## Art. ENTRANCES SWITCHES AND CONTROL UNITS

- 502N** Two entrance "Switching Relay" signal generator. One required per entrance for intercom systems of three entrances or more. It enables automatic switching of the speech lines and other services to the outside station where the call has been placed. **It is not required on audio door entry systems that use the speaker units 4838 series.** In a standard 8N modules A type DIN box (140 mm).
- 892** Two entrances switching relay for Video-intercom systems. One required per entrance for systems of three entrances or more.  
**It is not required on video door entry systems that use the speaker units 4838 series.**  
In a standard 9 modules A type DIN box (157.50 mm).
- 890N** Control Unit for videophone systems using coax cable. This unit together with power transformer Art. 850 feeds all circuits, selects the calls, assures the audio-video privacy to n. ... users. It incorporates a timer for the video and speech time with auto doubling when a call is answered.  
**It is not required on video door entry systems that use the speaker units 4838 series.**  
In a standard 9 modules A type DIN box (157.50 mm).

**Art. ENSLAVEMENT RELAYS**

**506N** Enslavement Relay (230Vac 5A max) enables the control of stair lights or other power peripheral. In a standard 5 modules A type Dim Box (87.50 mm).

**506T** Enslavement Relay as above but timed 2 - 100Sec.

**512DR** Extension Relay for VX2200 powered by the "2 Wire BUS". Relay contact 1A 125Vac Max. In white ABS plastic box 110x70x30 mm.



Art. 506N

**Art. ADDITIONAL SPEAKERS**

**512A** Additional speaker 45 Ohms 0.5W built into an ABS plastic case. It can be used with positive signal (generated by Art. 507N- 509N-510N) or negative signal generated by Art. 835M-0/-1..- 2/.. In white ABS plastic box 110x70x30 mm.

**512E** Extension Sounder as above but incorporating a modulated tone generator. Powered by 10/15V AC can also be used in parallel with a standard 12V AC buzzer. In white ABS plastic box 110x70x30 mm.

**512D** Extension Sounder for digital system VX2200. Is connected directly to the "2 Wire Bus". In white ABS plastic box 110x70x30 mm.



Art. 510N



Art. 512A  
Art. 512E  
Art. 512D

**Art. MODULATED TONE GENERATORS**

**507** Modulated Tone Generator in a standard 5 modules A type DIN box (87.5 mm).

**3807** Modulated Tone Generator specific for "1+1" audio entry systems and "4+1" video entry systems. In a standard 3 modules A type DIN box (52,5 mm).

**509N** Speech Cut Off Device + tone generator for use on 4+ 1 systems with privacy of speech and lock release (one required per system). It enables speech and operation of lock to be carried out only from the last telephone called. In a standard 5 modules A type DIN box (87,5 mm).

**510N** Switching relay plus modulated tone generator for intercommunicating systems using 928 or 3117 telephones. It allows a private conversation between extensions and outdoor station. It also incorporates a relay to operate the lock. In a standard 5 modules A type DIN box (87,5 mm).

**Art. EXTERNAL CCD CAMERAS**

**989** External colour CCD Camera complete with white light illumination LED's, weather-proof housing and mounting bracket. Power supply 12 Vdc, coax video signal output.

## Art. VIDEO SIGNAL CONVERTERS

**401** Converter from non coax video signal (V1,V2) to coax video signal. In a ABS white plastic case 110x70x30 mm.

**401-1** Converter from coax video signal to non coax video signal (V1,V2). In a ABS white plastic case 110x70x30 mm.

## Art. OTHERS

**512R** Extra Buzzer 12 V AC. In a plastic case 110x70x30 mm.

**8834** Diode Module for 1+1 audio or 4+1 video systems, with 5 diodes for 5 users to be used with 8000 Series panels.

**4834** Diode Module for 1+1 audio or 4+1 video systems, with 5 diodes for 5 users to be used with 4000 Series panels.

**RZ102** Buzzer unboxed.

**701T** Digital time clock complete with automatic BST/GMT correction, six fully programmable on/off times, trade button input and 3A relay output. Operates from either 12Vac or dc. In white ABS plastic box 110x70x30 mm.

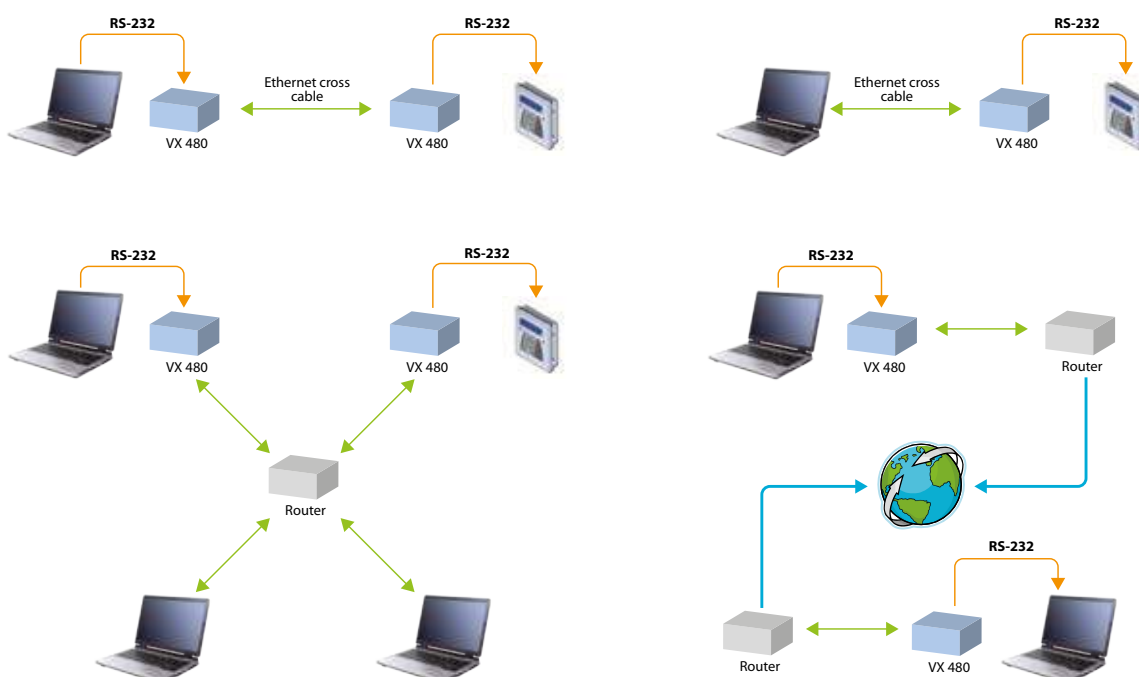
**VX480** The Art. 480 is a data converter from serial RS-232 or RS-485 to 10/100 Ethernet interface using TCP/IP protocol and vice versa. This unit can be used with any Videx or non Videx products that use RS- 232, RS485 or Ethernet interface and is housed in a white ABS plastic case 110 x 70 x 30mm.

**VX481** USB to serial RS-232 or RS-485 converter and viceversa. It is housed in a white ABS plastic case 50 x 60 x 20 mm.



Art. VX480

### Examples of Art. VX480 use





## Art. POWER SUPPLIES

**321** 230/13Vac 15VA transformer, with internal PTC overload protection.

**PSU110** Power Supply 13V DC 1Amp, battery backup facility (12V-2A). Fuse for overload protection. Rack version unboxed, dimension: 175x65x60mm.

## Art. DB9 SOCKET EPROM MEMORIES

**416** "Socket Eeprom Memory", 16Kbyte for "VproX-250" system. Plastic socket standard DB9, grey colour.

**417** "Socket Eeprom Memory", 64Kbyte for "VproX-1000" system. Plastic socket standard DB9, grey colour.

**418** "Socket Eeprom Memory", 256Kbyte for "VproX-4000" system. Plastic socket standard DB9, grey colour.

## Art. DB9 SOCKET EPROM MEMORIES PROGRAMMER

**420** "Socket Eeprom Memory" programmer unit to manage the copy/erase of the data present in the "VproX" access control. The device has 2 connectors where the 2 "Socket Eeprom Memory" (source and target) must be plugged in order to copy or erase the "VproX" system data. The device is available in a plastic box (110x70x30mm) and power required is 8÷15Vdc or 9 volt battery.

## Art. PC-KEYSTORE INTERFACE MODULE

**430N** "PC-Keystore Interface Module" to manage the "VproX" systems data directly from the PC, by using a simple electronic device (9V battery powered or 8÷15Vdc power supply). The interface uses the 2 "Socket Eeprom Memory" of the "VproX" system that have to be plugged into the 2 connectors on the device. Through the special program "VP4000" (provided on CD-ROM) and RS232 cable (provided) it is possible to manage all data of "VproX" system. At the end, the 2 "Socket Eeprom Memory" must be reconnected to the VproX" system. The device is available in a plastic box (150x70x40).

## Art. MINI PARALLEL PRINTER

**450** Unboxed 24 column mini printer plus winder unit, rack mounting. Parallel interface (compatible with "VproX" system), power required: 5V DC 1,5Amp. max.

## Art. ACCESSORIES FOR FINGERPRINT READERS

**4828C** Desk mounted capacitive finger print reader housed in a white ABS plastic case 110 x 70 x 30mm. Normally used in combination with PC software for registration of finger prints to be uploaded to the reader.

Art. 4828C





GENERAL CATALOGUE ♀ 129

*Although every effort has been made to provide accurate information in this catalogue may have technical or typographical errors.  
Videx reserves the right to make changes at any time and without notice, corrections and improvements to such information.  
Some of the pictures shown on the monitor's screens are simulated so they might be different from real pictures.*







[www.videx.it](http://www.videx.it)

**VIDEX Electronics S.p.A.**

Via del Lavoro, 1 - 63846 Monte Giberto (FM) Italy

Tel: (+39) 0734 631669 - Fax: (+39) 0734 632475

[www.videx.it](http://www.videx.it) - [info@videx.it](mailto:info@videx.it)

 [www.facebook.com/videx.electronics](https://www.facebook.com/videx.electronics)



○ Main UK office:  
VIDEX SECURITY LTD  
1 Osprey Trinity Park  
Trinity Way  
LONDON E4 8TD  
Phone: (+44) 0870 300 1240  
Fax: (+44) 020 8523 5825  
[www.videx-security.com](http://www.videx-security.com)  
[info@videx-security.com](mailto:info@videx-security.com)

○ Northern UK office:  
VIDEX SECURITY LTD  
Unit 4-7  
Chillingham Industrial Estate  
Chapman Street  
NEWCASTLE UPON TYNE - NE6 2XX  
Tech Line: (+44) 0191 224 3174  
Phone: (+44) 0870 300 1240  
Fax: (+44) 0191 224 1559

○ Greece office:  
VIDEX HELLAS Electronics  
48 Filolaou Str.  
11633 ATHENS  
Phone: (+30) 210 7521028  
(+30) 210 7521998  
Fax: (+30) 210 7560712  
[www.videx.gr](http://www.videx.gr)  
[videx@videx.gr](mailto:videx@videx.gr)

○ Danish office:  
VIDEX DANMARK  
Hammershusgade 15  
DK-2100 COPENHAGEN  
Phone: (+45) 39 29 80 00  
Fax: (+45) 39 27 77 75  
[www.videx.dk](http://www.videx.dk)  
[videx@videx.dk](mailto:videx@videx.dk)

○ Benelux office:  
VIDEX BENELUX  
E3 laan, 93  
B-9800 DEINZE  
Phone: (+32) 9 380 40 20  
Fax: (+32) 9 380 40 25  
[www.videxbenelux.be](http://www.videxbenelux.be)  
[info@videxbenelux.be](mailto:info@videxbenelux.be)